

SF Uke Jam presents
Beatles Jam 2019
Song List

1. Love Me Do
2. Twist and Shout
3. Eight Days a Week
4. I Feel Fine
5. Octopus' Garden
6. Norwegian Wood
7. Let It Be
8. Come Together
9. Birthday (*it's Lenny's birthday today!!!*)
10. I Want to Hold Your Hand

INTERMISSION

11. Sgt. Pepper's Lonely Hearts Club Band
12. With a Little Help from My Friends
13. I Should Have Known Better
14. You've Got to Hide Your Love Away
15. Across the Universe
16. Here, There and Everywhere
17. Yellow Submarine
18. Imagine
19. Hey Jude
20. I Saw Her Standing There

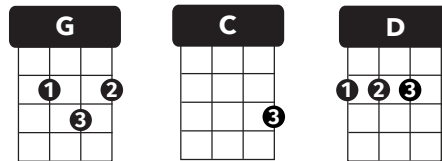
join us on facebook!
SF Uke Jam www.tinyurl.com/SFUkejam

charts created by
Cynthia Lin www.cynthialin.com
Ukulenny www.ukulenny.com
Rudy Ramirez [Ukulele Lessons and Tutorials group](#)

LOVE ME DO

by Lennon/McCartney, 1962

Ukulele arrangement by Cynthia Lin, <http://cynthialin.com/ukulele>



Shuffle strum: 1 syncopated island strum per chord; / = single strum

INTRO x 4: **G C**

VERSEx2 **G** **C** **G** **C** **G** **C**
 Love, love me do you know I love you I'll al-ways be true
 C **C** **C/**
 so pleee- eeee- ease...
 G **C** **G** **C**
 Love me do-o, whoa-oh, love me do

BRIDGE **D** **D** **C** **G**
 Someone to love, somebody new
 D **D** **C** **G /** **G//**
 Someone to love, someone like you

VERSE **G** **C** **G** **C** **G** **C**
 Love, love me do you know I love you I'll al-ways be true
 C **C** **C/**
 so pleee- eeee- ease...
 G **C** **G** **C**
 Love me do-o, whoa-oh, love me do

REPEAT BRIDGE (Harmonica Solo)

VERSE with END TAG:

G **C** **G** **C** **G** **C**
 Love, love me do you know I love you I'll al-ways be true
 C **C** **C/**
 so pleee- eeee- ease...
 G **C** **G** **C**
 Love me do-o, whoa-oh, love me do
 G **C** **G** **C** **end G/**
 Yeah, love me do! whoa-oh, love me do

Twist and Shout

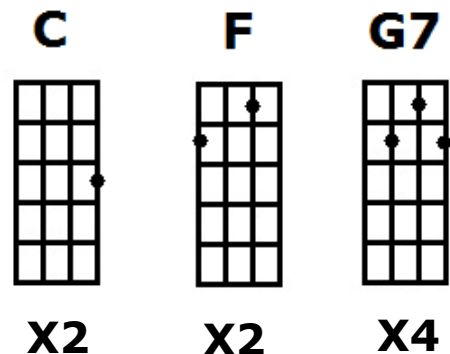
As recorded by the Beatles

Verse/Chorus Pattern:

C **F** **G7** **G7**
D D U D D U U D U D U D U
1 + 2 + 3 + 4 + 1 + 2 + 3 + 4 +

"Ah" Section

G7
D d d D d d D d
1 + 2 + 3 + 4 +



Intro: C F G7 G7

Chorus

Well, shake it up, (**C**)baby, now (**F**)(Shake it up, (**G7**)baby)
Twist and (**C**)shout ((**F**)Twist and (**G7**)shout)
C'mon c'mon, cmon, c'mon (**C**)baby, now ((**F**)Come on (**G7**)baby)
Come on and work it on (**C**)out ((**F**)Work it on (**G7**)out)

Verse 1

Well work it on (**C**)out, honey ((**F**)Work it on (**G7**)out)
You know you look so (**C**)good ((**F**)Look so (**G7**)good)
You know you got me (**C**)goin', now ((**F**)Got me (**G7**)goin')
Just like I knew you (**C**)would (Like I (**F**)knew you (**G7**)would, woo)

Chorus 2

Well, shake it up, (**C**)baby, now (**F**)(Shake it up, (**G7**)baby)
Twist and (**C**)shout ((**F**)Twist and (**G7**)shout)
C'mon c'mon, cmon, c'mon (**C**)baby, now ((**F**)Come on (**G7**)baby)
Come on and work it on (**C**)out ((**F**)Work it on (**G7**)out, woo)

Verse 2

Well you twist you little (**C**)girl ((**F**)Twist, little (**G7**)girl)
You know you twist so (**C**)fine ((**F**)Twist so (**G7**)fine)
Come on and twist a little (**C**)closer, now ((**F**)Twist a little (**G7**)closer)
And let me know that you're (**C**)mine ((**F**)Let me know you're (**G7**) mine, woo)

Interlude: C F G7 G7 x4

A-----
E-----5-----3-----0--1-----
C-----0-----0--5-----2-----
G-----

"Ah" Section (play G7 6 times)

Repeat Chorus 2, Verse 2

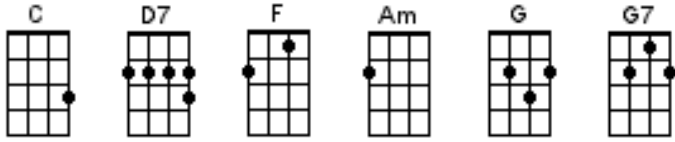
Outro

Well shake it shake it shake it (**C**)baby now ((**F**)shake it up, (**G7**)baby) (**x3**)

"Ah" Section (G7 x 3)

Ending: G7///// C x x C

THE BEATLES - EIGHT DAYS A WEEK [Key of C] (capo on 2nd fret for orig key of D)



Strum Pattern: DDUDUDU

Intro: [C/ ///] [D7/ ///] [F/ ///] [C/ ///]

[C]Ooh, I need your [D7]love babe..[F]guess you know it's [C]true,
[C]Hope you need my [D7]love babe..[F]just like I need [C]you

Chorus: [Am]Hold me; [F]Love me; [Am]Hold me; [D7]Love me;
[C]Ain't got nothing, but [D7]love babe..[F] eight days a [C]week.

[C]Love you every [D7]day girl..[F]always on my [C]mind,
[C]One thing I can [D7]say girl..[F]love you all the [C]time.

Chorus: [Am]Hold me; [F]Love me; [Am]Hold me; [D7]Love me;
[C]Ain't got nothing, but [D7]love babe..[F] eight days a [C]week.

Bridge: [Gx2]Eight days a week, I [Am/x2]loooooove you...[//]
[D7x2]Eight days a week, is [F]not enough to [G7]show I care.

[C]Ooh I need your [D7]love babe, [F]guess you know it's [C]true,
[C]Hope you need my [D7]love babe, [F]just like I need [C]you.

Chorus: [Am]Hold me; [F]Love me; [Am]Hold me; [D7]Love me;
[C]Ain't got nothing, but [D7]love babe..[F] eight days a [C]week.

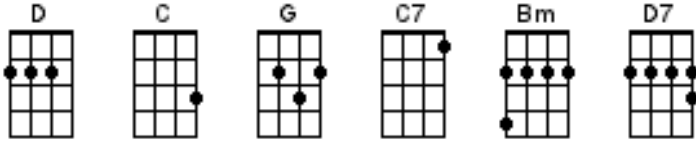
Bridge: [Gx2]Eight days a week, I [Am/x2]loooooove you...[//]
[D7x2]Eight days a week, is [F]not enough to [G7]show I care.

[C]Love you every [D7]day girl..[F]always on my [C]mind,
[C]One thing I can [D7]say girl..[F]love you all the [C]time.

Chorus: [Am]Hold me; [F]Love me; [Am]Hold me; [D7]Love me.
[C]Ain't got nothing, but [D7]love babe..[F] eight days a [C]week.
[F] Eight days a [C]week...[F] eight days a [C]week.

Outro: [C/ ///] [D7/ ///] [F/ ///] [C/]

THE BEATLES - I FEEL FINE [Original Key of G]



Strum Pattern: DDUUDU or Swing Shuffle

Intro: [Gx4]

[Gx4]Baby's good to me you know,
She's happy as can be you know she **[Dx2]**said so,
[D]I'm in love with **[C7]**her and I feel **[Gx2]**fine.

[Gx4]Baby says she's mine you know,
She tells me all the time you know she **[Dx2]**said so,
[D]I'm in love with **[C7]**her and I feel **[Gx2]**fine.

Bridge: **[G]**I'm...so...**[Bm]**glad...that **[C]**she's my little **[D7]**girl.
[G]She's...so...**[Bm]**glad...she's **[C]**telling all the **[D]**world.

That her **[Gx4]**baby buys her things you know,
He buys her diamond rings you know she **[Dx2]**said so.
[D]She's in love with **[C7]**me and I feel **[Gx2]**fine.

[Gx4]Baby says she's mine you know,
She tells me all the time you know she **[Dx2]**said so,
[D]I'm in love with **[C7]**her and I feel **[Gx2]**fine.

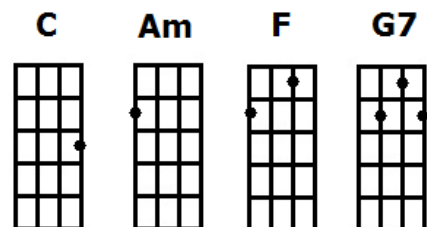
Bridge: **[G]**I'm...so...**[Bm]**glad...that **[C]**she's my little **[D7]**girl.
[G]She's...so...**[Bm]**glad...she's **[C]**telling all the **[D]**world.

That her **[Gx4]**baby buys her things you know,
He buys her diamond rings you know she **[Dx2]**said so.
[D]She's in love with **[C7]**me and I feel **[Gx2]**fine.
[D]She's in love with **[C7]**me and I feel **[Gx2]**fine. **[G/]**

Octopus's Garden

Beatles

Strum Pattern: D DUDUDU (Swing)



Verse 1

[C]I'd like to be [Am]under the sea
In an [F]octopus's garden in the [G7]shade
[C]He'd let us in, [Am]knows where we've been
In his [F]octopus's garden in the [G7]shade

Chorus 1

[Am]I'd ask my friends to come and see
[F]An octopus's [G7]garden with me
[C]I'd like to be [Am]under the sea
In an [F-]octopus's [-G7]garden in the [C]shade

Verse 2

[C]We would be warm [Am]below the storm
In our [F]little hideaway beneath the [G7]waves
[C]Resting our head [Am]on the sea bed
In an [F]octopus's garden near a [G7]cave

Chorus 2

[Am]We would sing and dance around
[F]Because we know we [G7]can't be found
[C]I'd like to be [Am]under the sea
In an [F-]octopus's [-G7]garden in the [C]shade

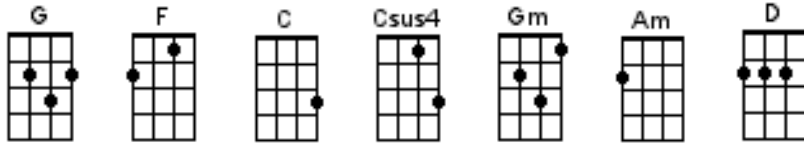
Verse 3

[C]We would shout [Am]and swim about
The [F]coral that lies beneath the [G7]waves (Lies beneath the ocean waves)
[C]Oh what a joy [Am]for very girl and boy
[F]Knowing they're happy and they're [G7]safe (Happy and they're safe)

Chorus 3

[Am]We would be so happy you and me
[F]No one there to tell us what to [G7]do
[C]I'd like to be [Am]under the sea
In an [F-]octopus's [-G7]garden with [Am]you
In an [F-]octopus's [-G7]garden with [Am]you
In an [F-]octopus's [-G7]garden with [C]you [C/][G7/][C/]

THE BEATLES - NORWEGIAN WOOD [Key of G] (orig. key is E)



Strum Pattern: DDUDU

Intro [2x]: A | -5----- | -7--5--3-- | -2----- | -0--3--2-- |
 E | ----- | ----- | ----- | ----- |
 C | ----- | ----- | ----- | ----- |
 G | ----- | ----- | ----- | ----- |
 [Gx4]

(riff)
 A | ----- | ----3----- | ----- | ----- |
 E | -3----- | -1-----0-- | ----- | ----- |
 C | ----- | ----- | -2----- | ----- |
 G | ----- | ----- | ----- | ----- |
 [G] [F] [Gx2]

[Gx5]I...once had a girl...or should I say...[F]she once had [Gx2]me, (riff)
 [Gx5]She...showed me her room, isn't it good..[F]Norwegian [Gx2]wood.

Bridge: She [Gmx4]asked me to stay,
 And she told me to sit any-[Cx2]where. [Csus4] [C]
 So [Gmx4]I looked around and I noticed..
 There wasn't a [Amx2]chair. [Dx2]

[Gx5]I...sat on a rug...biding my time...[F]drinking her [Gx2]wine, (riff)
 [Gx5]We...talked until two...and then she said...[F]it's time for [Gx2]bed.

[Repeat Intro]

Bridge: She [Gmx4]told me she worked in the morning,
 And started to [Cx2]laugh. [Csus4] [C]
 I [Gmx4]told her I didn't..and crawled off..
 To sleep in the [Amx2]bath. [Dx2]

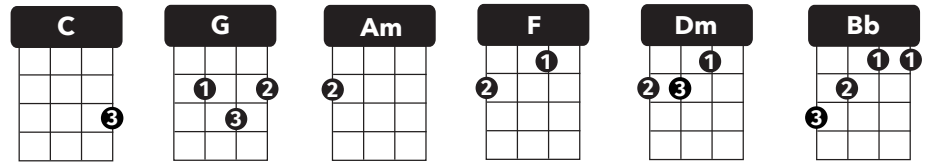
[Gx5]And...when I awoke...I was alone...[F]this bird had [Gx2]flown, (riff)
 [Gx5]So...I lit a fire...isn't it good...[F]Norwegian [Gx2]wood.

[Repeat Intro]

LET IT BE

by Lennon-McCartney, 1970

Ukulele arrangement by Cynthia Lin, <http://cynthialin.com/ukulele>



rock strum: [D d D du]

optional picking on intro, first verse and chorus: [(134) - 2 - (134) - 2]

[F/ - C/ Dm/] *optional riff (slash indicates single strum)

INTRO: C G Am F | C G F* C

VERSE

	C	G	Am	F
1.	When I	find myself in	times of trouble,	Mother Mary
2.	And	in my hour of	darkness, she is	standing right in
	C	G	F*	C
1.+ 2.	Speaking words of	wisdom,	let it be	

CHORUS Am G F C C G F* C

Let it be, let it be, let it be, let it be Whisper words of wisdom, let it be

VERSE

	C	G	Am	F
3.	And	when the broken	-hearted people,	living in the
4.	But	though they may be	parted, there is	still a chance that
	C	G	F*	C
3.+4.	There will be an	answer, let it be		

CHORUS Am G F C C G F* C

Let it be, let it be, let it be, let it be There will be an answer, let it be
Let it be, let it be, let it be, let it be Whisper words of wisdom, let it be

BREAK x 2 F/ - C/ Dm/ | C/ - Bb/ F/ | G/ - F/ | C

A | - (12) --- (10) -- 8 --- | -- 7 --- 5-3 --- | - 2 --- 0 --- | - 3 --- |
E | - (13) --- (12) - (10) - | -- 8 --- 7-5 --- | - 3 --- 1 --- | - 0 --- |

VERSE

	C	G	Am	F
5.	And	when the night is	cloudy, there is	still a light that shines on me
6.	I	wake up to the	sound of music,	Mother Mary comes to me
	C	G	F*	C
5.	Shine on till to	-morrow,	let it be	
6.	Speaking words of	wisdom,	let it be	

CHORUS Am G F C C G F* C

Let it be, let it be, let it be, let it be There will be an answer, let it be
Let it be, let it be, let it be, let it be Whisper words of wisdom, let it be

END with BREAK F/ - C/ Dm/ | C/ - Bb/ F/ | G/ - F/ | C

Come Together

Beatles

The Cool Riff Thing

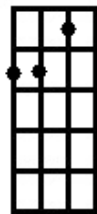
A-----8-----5

E-----s5-----


C-2--2-----

G-----

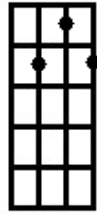
Dm



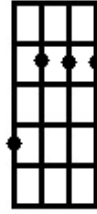
A7



G7



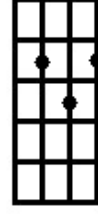
Bm



A



G



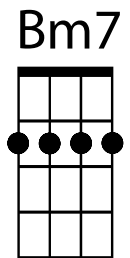
Intro: Dm x4

(Dm) Here come old flattop, he come grooving up slowly

He got joo-joo eyeball, he one holy roller

(A7) He got hair down to his knee

(G7) Got to be a joker he just do what he please



Interlude: Dm x4

(Dm) He wear no shoeshine, he got toe-jam football

He got monkey finger, he shoot coca-cola

(A7) He say "I know you, you know me"

(G7) One thing I can tell you is you got to be free

(Bm) Come together **(A)** right **(G)** now **(A)** over me

Interlude: Dm x4

(Dm) He bag production, he got walrus gumboot

He got Ono sideboard, he one spinal cracker

(A7) He got feet down below his knee

(G7) Hold you in his armchair you can feel his disease

(Bm) Come together **(A)** right **(G)** now **(A)** over me

Interlude: Dm x2

Solo: Dm x 4 A7 x4

Interlude: Dm x 2

(Dm) He roller-coaster, he got early warning

He got muddy water, he one mojo filter

(A7) He say "One and one and one is three"

(G7) Got to be good-looking cos he's so hard to see

(Bm) Come together **(A)** right **(G)** now **(A)** over me

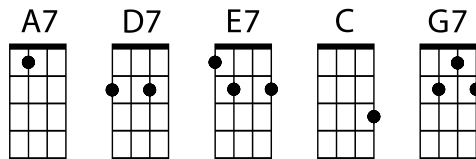
Interlude: Dm x 4

Outro Dm x 8

"Come together..."

Birthday

Beatles



Intro: A7x4 D7x2 A7x2 E7x2 A7x2

Intro Tab:

```
      A7              x2  D7              A7
A-----|-----0-3-2---0---|-----|-----|
E-----0-3-2---0---|-----2-----|-----0-3-2---0---|
C-----1-----|-----2-2-----2-|-----1-----|
G-2-2-----2-|-----|-----2-2-----2-|

      E7              A7
A-----2-5-4---2---|-----|
E-0-0-4-----0-|-----0-3-2---0---|
C-----|-----1-----|
G-----|-----2-2-----2-|
```

Chorus

(A7)They say it's your birthday
(A7)It's my birthday too, yeah
(D7)They say it's your birthday
(A7)We're gonna have a good time
(E7)I'm glad it's your birthday
(A7)Happy birthday to you

(Chuck for 8 bars)

Ah...Ah...Ah...Come on...Come on

(E7x2)

(E7)Yes we're going to a party party
(E7)Yes we're going to a party party
(E7)Yes we're going to a party party

Bridge

(C)I would (G7)like you to dance
(C)(Birthday) Take a (G7)cha-cha-cha-chance
(C)(Birthday) I would (G7)like you to dance
(C)(Birthday) (G7)Dance yeah (E7x2)

Play Chorus as Instrumental

Break A7/ A7-G7 A7/ A7-G7

Break Tab

```
      A7              G7      A7
A-----0-----2---|-----0--3--5b6b5-3-0-2---|
E---0--3-----3-0-----1---|---0--3-----1---|
C-----2-0---2---|-----2---|
G--2-----2-0---|---2-----0---|
```

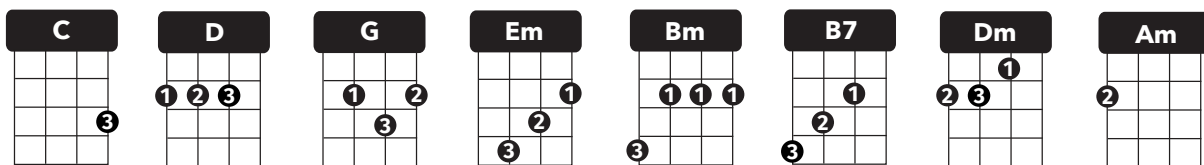
Repeat Bridge

Repeat Chorus

I WANT TO HOLD YOUR HAND

by Lennon-McCartney, 1963

Ukulele arrangement by Cynthia Lin, <http://cynthialin.com/ukulele>



island strum; on split measure, two swing strums [d du - d du]; one hit for each /

optional: ud u - udud ud u - udu dudu dudu dudu

INTRO { C // - D/ D/// x 2 C // - D/ D/// D (12 hits) (Oh yeah) }

VERSE

G	D	Em	Bm
Oh yeah I'll	tell you something	I think you'll	under-stand
G	D	Em	B7
When I	say that something	I want to hold your	hand
[C - D]	[G - Em]	[C - D]	G
I want to hold your hand,		I want to hold your hand	

VERSE

G	D	Em	Bm
Oh please	say to me	you'll let me be your	man
G	D	Em	B7
And please	say to me	you'll let me hold your	hand
[C - D]	[G - Em]	[C - D]	G
Now let me hold your hand,		I want to hold your hand	

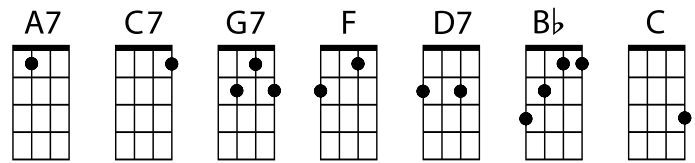
BRIDGE

Dm	G	C	Am
And when I touch you	I feel happy	inside,	
Dm	G	[C -]	(half strum into INTRO pattern)
it's such a feeling that my love			
{ INTRO	C // - D/ D///	C // - D/ D///	C // - D/ D/// D (12 hits) }
I can't	hide	I can't	hide

VERSE

G	D	Em	Bm
Yeah you, got that something		I think you'll	under-stand
G	D	Em	B7
When I	say that something	I want to hold your	hand
[C - D]	[G - Em]	[C - D]	B7
I want to hold your hand,		I want to hold your hand	
[C - D]	C/// ///	G/	
I want to hold your		hand	

Sgt. Pepper's Lonely Hearts Club Band Beatles



Intro: A7 A7 C7 G7

Intro Tab:

A7	A7	C7	G7
A-----	A-----	C-----	G-----
E---0-3-5-----	E---0-3-5-----	E---0-3-5-----	E---1h3-----
C-----	C-----	C-----	C-----2-----
G-----	G-----	G-----	G-----

Verse 1

It was (**G7**)twenty years ago (**A7**)today
 Sgt. (**C7**)Pepper taught the band to (**G7**)play
 They've been (**G7**)going in and out of (**A7**)style
 But they're (**C7**)guaranteed to raise a (**G7**)smile
 So (**A7**)may I introduce to you
 The (**C7**)act you've known for all these years
 (**G7**)Sgt. Pepper's Lonely Hearts Club Band

Interlude: C7 F C7 D7 D7

Interlude Tab:

C7	F	C7	D7	D7
A---1-0-----	A-----	A---3-1-0-----	A-----	A---0-3-----
E-----3-0---0-1---	E---1-1-----	E---3-1-0---0-2-----	E-----	E---0-2-0-2-----
C-----0-----0-----	C-----	C-----2-----	C-----	C---2-1-2-----
G-----	G-----	G-----	G-----	G-----

Chorus

We're (**G7//**)Sgt. Pepper's (**Bb//**)Lonely (**C//**)Hearts Club (**G7//**)Band
 We (**C7**)hope you will enjoy the (**G7**)show
 We're (**G7//**)Sgt. Pepper's (**Bb//**)Lonely (**C//**)Hearts Club (**G7//**)Band
 Sit (**A7**)back and let the evening (**D7//**)go ----->
 (**C7**)Sgt. Pepper's lonely, (**G7**)Sgt. Pepper's lonely
 (**A7**)Sgt. Pepper's Lonely (**C7//**)Hearts (**D7//**)Club (**G7**)Band

A--3-0-----
E-----2---
C-----2--
G-----

Bridge

It's (**C7**)wonderful to be here, it's (**F**)certainly a thrill
 You're (**C7**)such a lovely audience we'd (**D7**)like to take you home with us
 We'd (**D7**)love to take you home

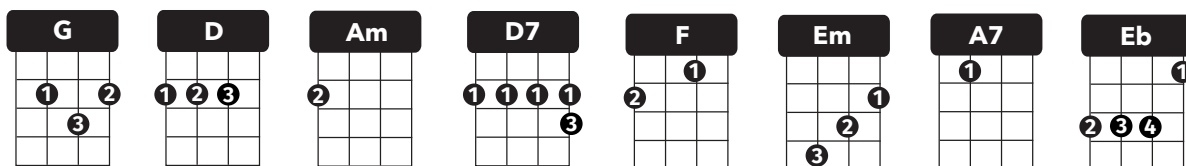
Verse 2

I don't (**G7**)really want to stop the (**A7**)show
 But I (**C7**)thought that you might like to (**G7**)know
 That the (**G7**)singer's going to sing a (**A7**)song
 And he (**C7**)wants you all to sing (**G7**)along
 So (**A7**)let me introduce to you
 The (**C7**)one and only Billy Shears
 And (**G7**)Sgt. Pepper's Lonely Hearts Club Band

WITH A LITTLE HELP FROM MY FRIENDS

by Lennon-McCartney, 1967

Ukulele arrangement by Cynthia Lin, <http://cynthialin.com/ukulele>



pump strum: D D D D, mute after every strum, 1 per chord; on split measures [D D - D D]

VERSE 1 [G D] Am [Am - D7] G
What would you do if I sang out of tune, would you stand up and walk out on me?
Lend me your ears and I'll sing you a song, I will try not to sing out of key

CHORUS

[F - C] G

Oh, I get by with a little help from my friends
Mm, I get high with a little help from my friends
Mm, I'm gonna try with a little help from my friends

BREAK **D7/** (*hold one measure*)

VERSE 2 [G - D] Am [Am - D7] G
What do I do when my love is away? (Does it worry you to be alone?)
How do I feel by the end of the day? (Are you sad because you're on your own?)

CHORUS*

	[F	-	C]	G
Oh, I get	by		with a little help from my friends	
Mm, I get	high		with a little help from my friends	
Mm, I'm gonna try			with a little help from my friends	

BRIDGE	Em	A7	[G - F]	C
	Do you need any-body?		I need some-body to love	
	Could it be any-body?		I want some-body to love	

VERSE 3

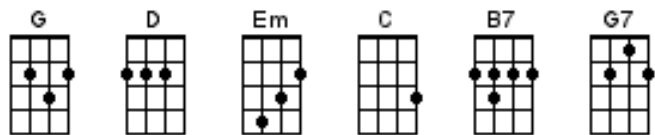
[G - D] Am [Am - D7] G
Would you believe in a love at first sight, Yes I'm certain that it happens all the time
What do you see when you turn out the light? I can't tell you, but I know it's mine

REPEAT CHORUS* - BRIDGE - CHORUS*

OUTRO **F** **C** **E♭** **F** **G/**

Yes I get by with a little help from my friends, With a little help from my friends

THE BEATLES - I SHOULD HAVE KNOWN BETTER [Orig. Key of G]



Strum Pattern: DUDUDUDU

Intro: [G-D] [G-D] [2x]

[G-]l-l-[-D]-l-l-[G-]-l-l..

[-D]Should have known [G-]better with a [-D]girl like [G-]you,

[-D] That I would [G-]love every-[-D]thing that you [Em]do...

And I [C]do...hey, hey, [D]hey..and I [G-]do,[-D]

[G-D]Whoa, whoa, [G-]l-l-[-D]-l-l-[G-]-l-l..

[-D]Never rea-[G-]lized what a [-D]kiss could [G-]be;

[-D] This could [G-]only [-D]happen to [Em]me...

Can't you [C]see...can't you [B7]see...

Chorus: [Em] That when I [C]tell you that I [G]love you...[B7]oh...

[Emx2] You're gonna say you love me [G]too-hoo-hoo-hoo-[G7]hoo-oh..

[C] And when I [D]ask you to be [G]mi-i-i-[Em]ine,

[C] You're gonna [D]say you love me [G-]too.[-D]

[G-D]So-oh-oh-oh-[G-]l-l-[-D]-l-l-[G-]-l-l..

[-D]Should have rea-[G-]lized a lot of [-D]things be-[G-]fore;

[-D] If this is [G-]love you've got to [-D]give me [Em]more...

Give me [C]more...hey, hey, [D]hey..give me [G-]more.[-D] [G-D]

Solo: [G-D] [G-D] [G-D] [G-D] [G-D] [Em] [C] [D] [G-D]

[G-D]Whoa, whoa, [G-]l-l-[-D]-l-l-[G-]-l-l..

[-D]Never rea-[G-]lized what a [-D]kiss could [G-]be;

[-D] This could [G-]only [-D]happen to [Em]me,

Can't you [C]see...can't you [B7]see...

Chorus: [Em] That when I [C]tell you that I [G]love you...[B7]oh...

[Emx2] You're gonna say you love me [G]too-hoo-hoo-hoo-[G7]hoo-oh..

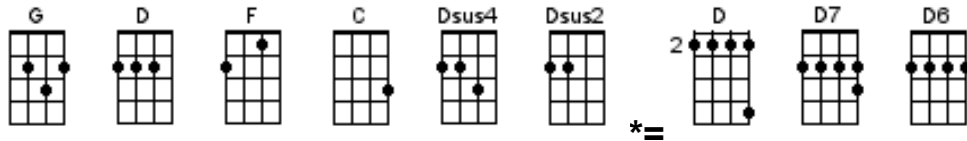
[C] And when I [D]ask you to be [G]mi-i-i-[Em]-ine,

[C] You're gonna [D]say you love me [G-]too.[-D]

[G-] You [-D]love me [G-]too,[-D] [G-] you [-D]love me [G-]too.[-D]

[G-] You [-D]love me [G-]too.[-D] [G/]

THE BEATLES - YOU'VE GOT TO HIDE YOUR LOVE AWAY [Orig. Key of G]



Strum: DDUDU (6/8 time)

Intro: [Gx2]

[G]Here I [D]stand [F]head in [G]hand, [Cx2]turn my face to the [F]wall. [C]
[G]If she's [D]gone, I [F]can't go [G]on,
[Cx2]Feelin' two foot [F]smaa-[C]aaa-[Dx2]aall...

[G]Every [D]where, [F]people [G]stare, [Cx2]each and every [F]day. [C]
[G]I can [D]see them [F]laugh at [G]me,
[Cx2]And I hear them [F]saa-[C]ay-[*D]ay...[D7] [D6] [D]

**Chorus: [Gx2]Hey! You've got to [Cx2]hide..
Your love..a-[Dsus4]way.[D] [Dsus2] [D] [2x]**

[G]How could [D]I, [F]even [G]try, [Cx2]I can never [F]win. [C]
[G]Hearing [D]them, [F]seeing [G]them,
[Cx2]In the state I'm [F]i-i-i-i-[C]i-i-i-i-[Dx2]i-i-in...

[G]How could [D]she, [F]say to [G]me, [Cx2]love will find a [F]way? [C]
[G]Gather [D]round [F]all you [G]clowns
[Cx2]Let me hear you [F]saa-[C]ay-[*D]ay...[D7] [D6] [D]

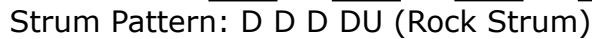
**Chorus: [Gx2]Hey! You've got to [Cx2]hide..
Your love..a-[Dsus4]way.[D] [Dsus2] [D] [2x]**

Outro:

A	-----	-0---0-	-5h7---	-2p0-----	-----	-0-----	-5p3---	---2p0-	
E	3---	3-	-----	-----	-----3---	-3--3-	---3-	-----	-----
C	-----	-----	-----	-----	-----	-----	-----	-----	
G	-----	-----	-----	-----	-----	-----	-----	-----	
	[G]	[D]	[F]	[G]	[Cx2]		[F]	[C]	

A	-----	-0---0-	-5h7---	-2p0-----	-----	0-----	-5p3---	--3-3-	-5-	
E	3---	3-	-----	-----	-----3---	-3--3-	---3-	-----	-----	
C	-----	-----	-----	-----	-----	-----	-----	-----	-----	
G	-----	-----	-----	-----	-----	-----	-----	-----	-----	
	[G]	[D]	[F]	[G]	[Cx2]		[F]	[C]	[G/]	

Beatles

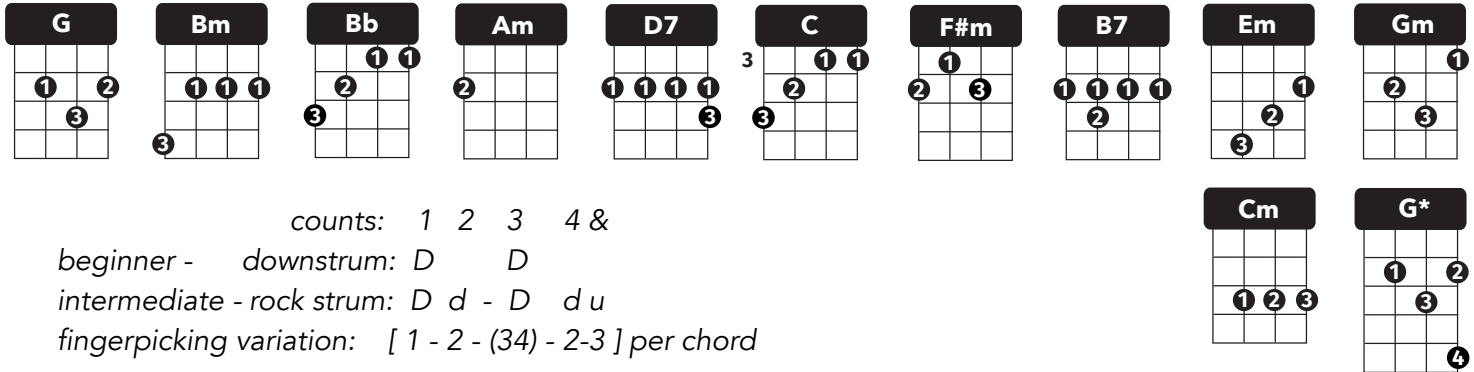


(F)Jai guru deva...Jai guru deva...

HERE, THERE AND EVERYWHERE

by Lennon-McCartney, 1966

Ukulele arrangement by Cynthia Lin, <http://cynthialin.com/ukulele>



counts: 1 2 3 4 &

beginner - downstrum: D D

intermediate - rock strum: D d - D d u

fingering variation: [1 - 2 - (34) - 2-3] per chord

INTRO G/ Bm/ Bb/ Am D7

To lead a better life, I need my love to be here

VERSE G Am Bm C G Am Bm C

1. Here, making each day of the year Changing my life with a

2. There, running my hands through her hair Both of us thinking how

3. Everywhere, knowing our love is to share Each one be-lieving that

F#m B7 F#m B7 Em Am Am D7

1. wave of her hand, Nobody can de-ny that there's something there -->VS2

2. good it can be Someone is speaking but she doesn't know he's there -->BR

3. love never dies Watching her eyes and hoping I'm always there -->BR

--> 2nd time to CODA

opt riff Gm

A | ---0-1-0--- |
E | -3-----3--- |
C | -----2- |

BRIDGE Bb Gm Cm D7 Gm Gm

I want her everywhere And if she's beside me I know I need never care

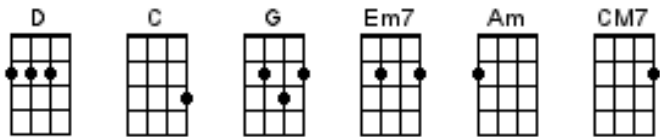
Cm D7

But to love her is to need her -->VS3

CODA G Am Bm C G Am Bm C/ C/// G*/

And I'll be there, and everywhere Here, there, and every-where

THE BEATLES - YELLOW SUBMARINE [Original Key of G]



Strum Pattern: DDUDUDU

In the [D-]town...where [-C/]I was [G-]born,
[-Em7/]Lived a [Am-]man, who [-CM7/]sailed to [D-]sea.
[-G/]And he [D-]told, us [-C/]of his [G-]life,
[-Em7/]In the [Am-]land, of [-CM7/]subma-[D-]rines.

[-G/]So we [D-]sailed, un-[-C/]to the [G-]sun,
[-Em7/]Till we [Am-]found, the [-CM7/]sea of [D-]green.
[-G/]And we [D-]lived, be-[-C/]neath the [G-]waves.
[-Em7/]In our [Am-]yellow, [-CM7/]subma-[D]rine...

Chorus: [G]We all live in a [D]yellow submarine,
[D]Yellow submarine, [G]yellow submarine.
[G]We all live in a [D]yellow submarine,
[D]Yellow submarine, [G-]yellow submarine.

[-G/]And our [D-]friends, are [-C/]all a-[G-]board.
[-Em7/]Many [Am-]more, of them [-CM7/-]live next [D-]door
[-G/]And the [D-]band be-[-C/]gins to [G]play...
Bada-[D-]dum-da-dum-da-dum-Da-[-G/]dum-da-[D]dum-da-dum-da-dum...

[Repeat Chorus]

[-G/]As we [D-]live, a [-C/]life of [G-]ease, (*a life of ease*)
[-Em7/]Every[Am-]one of us, (*everyone of us*)
Has [-CM7/]all we [D-]need. (*has all we need*)
[-G/]Sky of [D-]blue, (*sky of blue*) and [-C/]sea of [G-]green, (*sea of green*)
[-Em7/]In our [Am-]yellow, (*in our yellow*)
[-CM7/]Subma-[D]rine. (*submarine, ha-ha*)

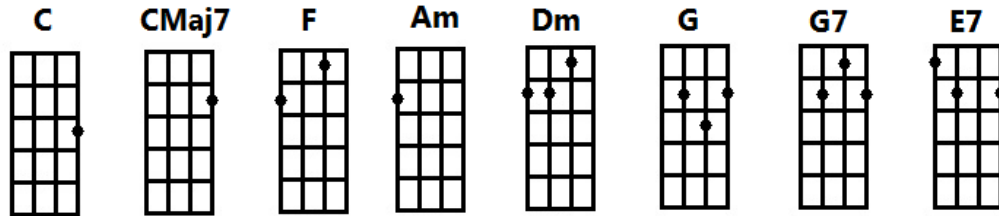
[Repeat Chorus 2x]

[D]Yellow submarine, [G-]yellow subma-[G/]rine...

Note: The underlined chords are played on the 4th beat of the bar as a lead-in to the next chord. The other verses follow the same pattern.

Imagine

John Lennon



Intro

C C CM7 CM7 F F F F(riff)
 A--3-----3-----2-----2-----0-----0-----0-----0-1-2--
 E--0-----0-----0-----0-----1-----1-----1-----1-----
 C--0--
 G--0-----0-----0-----0-----2-----2-----2-----2-----

Verse 1 (continue playing intro)

C CMaj7 F Riff
 Imagine there's no heaven
 C CMaj7 F Riff
 It's easy if you try
 C CMaj7 F Riff
 No hell below us
 C CMaj7 F
 Above us only sky

Chorus 1

F Am Dm F
 Imagine all the people
 G G7
 Living for today (yoo hoo)

Verse 2

C CMaj7 F Riff
 Imagine there's no countries
 C CMaj7 F Riff
 It isn't hard to do
 C CMaj7 F Riff
 Nothing to kill or die for
 C CMaj7 F
 And no religion too

Chorus 2

F Am Dm F
 Imagine all the people
 G G7
 Living life in peace (yoo hoo)

Bridge

F G7 C E7
 You may say I'm a dreamer
 F G7 C E7
 But I'm not the only one
 F G7 C E7
 I hope someday you'll join us
 F G7 C (opt: F G7)
 And the world will be as one

Verse 3

C CMaj7 F Riff
 Imagine no possessions
 C CMaj7 F Riff
 I wonder if you can
 C CMaj7 F Riff
 No need for greed or hunger
 C CMaj7 F
 A brotherhood of man

Chorus 3

F Am Dm F
 Imagine all the people
 G G7
 Sharing all the world(yoo hoo)

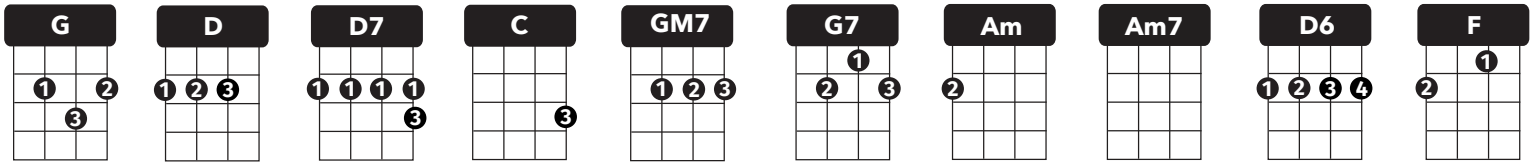
Bridge

F G7 C E7
 You may say I'm a dreamer
 F G7 C E7
 But I'm not the only one
 F G7 C E7
 I hope someday you'll join us
 F G7 C
 And the world will live as one

HEY JUDE

by Lennon/McCartney, 1968

Beginner Ukulele arrangement by Cynthia Lin, <http://cynthialin.com/ukulele>



rock strum, 2 per chord :

extended rock strum:

1 2 3 4 1 2 3 4
D (d) D du | D (d) D du
D (d) D dU | ud dudu

VERSE

	G	D	D7	G
1.	Hey Jude	don't make it bad	take a sad song	and make it better
2.	Hey Jude	don't be a-fraid	you were made to	go out and get her
3.	Hey Jude	don't let me down	You have found her	now go and get her
4.	Hey Jude	don't make it bad	take a sad song	and make it better

	C	G	D	[G - G/]
1.	Re-member to let her	into your heart,	then you can start to make it better	-->VERSE2
				[G - G/// *GM7/]
2.	The minute you let her	under your skin	then you be-gin to make it better	-->BRIDGE1
3.	Re-member to let her	into your heart,	then you can start to make it better	-->BRIDGE2
4.	Re-member to let her	under your skin	then you be-gin to make it	-->CODA

BRIDGE

	G7	[C - G]	[Am - Am7]	D	[G -G///*GM7/]
1.	And anytime you feel the pain, hey Jude	re-frain,	don't carry the world upon your shoulders		
2.	So let it out and let it	in	hey Jude be-gin,	you're waiting for someone to per-form with	

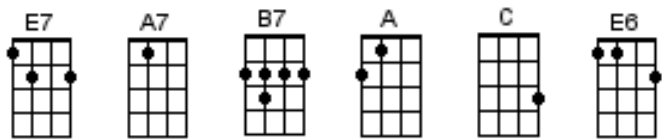
	G7	[C - G]	[Am - Am7]
1.	For well you know that it's a	fool who plays	it cool by making
2.	And don't you know that it's just	you, hey Jude	you'll do, the movement

	D	G	[G7 - D]	D/ / {riff: D/ D6/ D7/ D7/}
1.	his world a little	colder	Da da da Da da da Da da da	Da -->VERSE3
2.	you need is on your shoulders	Da da da Da da da Da da da	Da	-->VERSE4

	CODA	G	[G - G/]
		better better better better better better	ow!

	OUTRO x 4	G	F	C	G
		Na na na Na na na Na na na na	Hey Jude		

THE BEATLES - I SAW HER STANDING THERE [Original Key of E]



Strum Pattern: DDUUDU

One, two, three, foour! **Intro: [E7x4]**

Well, she was [E7x2]just, seventeen and you [A7]know, what I [E7]mean.
And the [E7x2]way she looked, was way beyond com-[B7x2]pare...
So [E7x2]how could I dance with a-[A]nother?
[C]Oooh...when I [E7]saw her [B7]standing [E7x2]there.

Well, [E7x2]she looked at me, and [A7]I, I could [E7]see.
That [E7x2]before too long, I'd fall in love with [B7x2]her.
[E7x2]She wouldn't dance with a-[A]nother...
[C]Oooh...when I [E7]saw her [B7]standing [E7x2]there.

Bridge: Well my [A7x4]heart went boom, when I crossed that room.
And I [A7x2]held her hand in [B7x2]mi-i-i-i-ne...[A7x2]

Whoa, we [E7x2]danced through the night,
And we [A7]held each other [E7]tight.
And be-[E7x2]fore too long, I fell in love with [B7x2]her.
Now, [E7x2]I'll never dance with a-[A]nother...
[C]Oooh...since I [E7]saw her [B7]standing [E7x2]there.

Interlude: [E7x6] [B7x2] [E7x2] [A7x2] [E7] [B7] [E7x2]

Bridge: Well my [A7x4]heart went boom, when I crossed that room.
And I [A7x2]held her hand in [B7x2]mi-i-i-i-ne...[A7x2]

Whoa, we [E7x2]danced through the night,
And we [A7]held each other [E7]tight.
And be [E7x2]fore too long, I fell in love with [B7x2]her.
Now, [E7x2]I'll never dance with a[A]nother...
[C]Oooh...since I [E7]saw her [B7]standing [E7x2]there.

Oh, since I [E7]saw her [B7]standing [E7x2]there.
Yeah well, since [E7]I saw her [B7]standing [E7]there. [E7////-/] [E6/]