


LESSON 1

THREE LITTLE BIRDS

by Bob Marley



SIMPLE DOWN STRUM: $\overset{1}{d} \mid \overset{2}{d} \mid \overset{3}{d} \mid \overset{4}{d}$
TIMING: 4 strums per chord

CHORUS

C Don't worry	C about a thing
F Cause every little thing	C is gonna be al-right
C Singin' don't worry	C about a thing
F Cause every little thing	C is gonna be al-right

VERSE

C Rise up this morning,	G smiled with the rising sun
C Three little birds	F pitch by my doorstep
C Singing sweet songs	G of melodies pure and true
F Sayin' "this is my message to	C you"

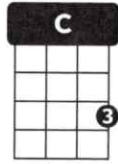
HOW TO PRACTICE: 5 minutes a day is good for your brain and good for your soul!

- 1 Always remember to tune your uke before you practice
- 2 Your fingertips may hurt at first - practicing 5 to 10 minutes a day will keep them from hurting too much and allow your fingertips time to build callouses.
- 3 Strum each chord clearly before you begin playing the song. You can practice transitioning between the chords as an exercise.
- 4 Check your handshake position, make sure the palm is curled and the knuckles are curled.
- 5 You can use the lesson tutorials for review at <http://youtube.com/cynthialinmusic>
- 6 There are tons of ukulele chord charts online - search for the song you want to play and give it a shot. Have fun!

LESSON 2

I'M YOURS

by Jason Mraz



1 & 2 & 3 & 4 &

BACKBEAT STRUM: d D | d D | d D | d D

each downstrum now gets a second beat, known as the backbeat

try to control the first downbeat to be quieter so that the emphasis is on the backbeat

TIMING: 4 sets per chord

VERSE 1

C
Well, you done done me and you bet I felt it

G
I tried to be chill but you're so hot that I melted

Am
I fell right through the cracks

F
and I'm trying to get back

C
before the cool done run out I'll be given it my bestest

G
and nothin's gonna stop me but divine intervention

Am
I reckon it's again my turn

F
to win some or learn some

practice singing just the underlined syllables to build your singing-while-playing skills

CHORUS 1

C **G** **Am** **F**
I won't hesi-tate no more, no more, it cannot wait I'm yours

Break: C G Am F

VERSE 2

C **G**
Well open your mind and see like me open up your plans and damn you're free


Am **F**
look into your heart and you'll find love love love love

C **G**
listen to the music of the moment people dance and sing we're just one big family

Am **F** **D(hold)**
It's our god forsaken right to be loved loved loved loved Loved

LESSON 2

I'M YOURS (CONTINUED)



CHORUS 2

C **G** **Am** **F**
 So I won't hesi-tate no more, no more, it cannot wait I'm sure
C **G** **Am** **F**
 There's no need to compli-cate, our time is short, this is our fate, I'm yours

Break: C G Am F

VERSE 3

C
 I've been spending way too long checking my tongue in the mirror
G
 And bending over backwards just to try to see it clearer
Am
 But my breath fogged up the glass
F
 And so I drew a new face and I laughed
C
 I guess what I'll be saying is there ain't no better reason
G
 To rid yourself of vanities and just go with the seasons
Am
 It's what we aim to do
F
 Our name is our virtue

CHORUS 3

C **G** **Am** **F**
 I won't hesi-tate no more, no more, it cannot wait I'm yours

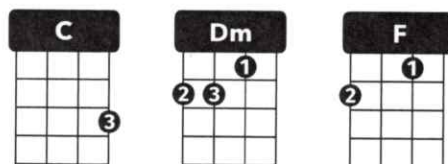
VERSE 4

C **G**
 Well open your mind and see like me open up your plans and damn you're
Am **F**
 look into your heart and you'll find the sky is yours
C **G**
 so please don't please don't please don't, there's no need to complicate
Am **F** **D(hold)**
 'cause our time is short This this this is our fate I'm yours

LESSON 3

DON'T WORRY BE HAPPY

by Bobby McFerrin



1 & a 2 & a 3 & a 4 & a
SWING STRUM: d du | d du | d du | d du

add an upstrum after the backbeat

TIMING: 4 sets per chord

VERSE 1

C	Dm
Here is a little song I wrote,	You might want to sing it note for note
F	C
Don't worry	be happy
C	Dm
In every life we have some trouble,	When you worry you make it double
F	C
Don't worry	be happy

CHORUS

C	Dm	F	C
Ooh-ooh, ooh-ooh	Don't worry,	Ooh-ooh be happy,	ooh-ooh Don't worry be happy

VERSE 2

C	Dm
Ain't got no place to lay your head,	Somebody came and took your bed
F	C
Don't worry	be happy
C	Dm
The landlord say your rent is late,	He may have to litigate
F	C
Don't worry	be happy

Repeat Chorus

VERSE 3

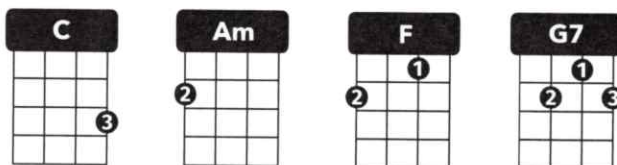
C	Dm
Ain't got no cash, ain't got no style	Ain't got no girl to make you smile
F	C
Don't worry	be happy
C	Dm
Cause when you worry Your face will frown,	And that will bring everybody down
F	C
Don't worry	be happy, look at me, I'm happy!

Repeat Chorus

LESSON 4

STAND BY ME

by Ben E. King, Jerry Leiber and Mike Stoller



ISLAND STRUM: 1 2 & 3 & 4 &
d - | d u | *(drop) u | d u

*remember to drop your hand so you can come back up - it helps to say the word "drop"

TIMING: one island strum per chord

VERSE 1

C	C	Am	Am
When the night has come,	And the land is dark		
F	G7	C	C
And the moon is the only light we'll see			
C	C	Am	Am
No I won't be a-fraid,	no I won't be a-fraid		
F	G7	C	C
Just as long as you stand,	stand by me,	And darlin', darlin'	

CHORUS

C	C	Am	Am
<u>Stand</u> by me, oh	<u>stand</u> by me		
F	G7	C	C
oh <u>stand</u>	Stand by me,	stand by me	

practice singing just the underlined syllables to build your singing-while-playing skills

VERSE 2

C	C	Am	Am
If the sky that we look upon,	Should tumble and fall		
F	G7	C	C
And the mountains should crumble to the sea			
C	C	Am	Am
I won't cry, I won't cry,	no I won't shed a tear		
F	G7	C	C
Just as long as you stand,	stand by me,	And darlin', darlin'	

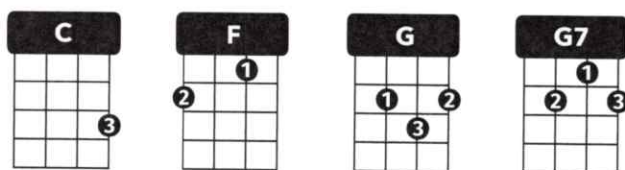
CHORUS x 2

C	C	Am	Am
<u>Stand</u> by me, oh	<u>stand</u> by me		
F	G7	C	C
oh <u>stand</u>	Stand by me,	stand by me	

BEGINNER JAM

KISS THE GIRL

by Alan Mencken and Howard Ashman



ISLAND STRUM

TIMING: one island strum per chord

VERSE 1

C There you	C see her	C Sitting there across the	C way
F She don't got a lot to	F say, But there's something a	C -bout her	C And you
G don't know why, But you're	F dying to try, You wanna	C kiss the girl	C

VERSE 2

C Yes, you	C want her	C Look at her, you know you	C do
F Possible she want you	F too, There is one way to	C ask her	C It don't
G take a word, not a	F single word, Go on and	C kiss the girl	C

CHORUS

C Shalalalalala	F My oh my, look at the	C boy too shy, ain't gonna	G7 kiss the girl
C Shalalalalala	F Ain't that sad, ain't it a	G shame too bad, he gonna	C miss the girl

VERSE 3

C Now's your	C moment	C Floating in a blue	C la -goon
F Boy, you better do it	F soon, No time will be	C better	C She don't
G say a word, And she	F won't say a word Until you	C kiss the girl	C

CHORUS

C Shalalalalala	F Don't be scared, you got the	C mood prepared, Go on and	G7 kiss the girl
C Shalalalalala	F Don't stop now, don't try to	G hide it how, You wanna	C kiss the girl
C Shalalalalala	F Float along, and listen	C to the song, The song say	G7 kiss the girl
C Shalalalalala	F Music play, Do what the	G music say, Go on and	C kiss the girl


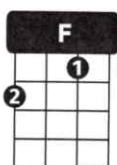
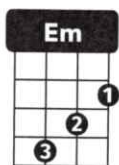

OUTRO

C kiss the girl	C go on and kiss the girl	C kiss the girl	end C/
---------------------------	-------------------------------------	---------------------------	---------------

LESSON 5

SOMEWHERE OVER THE RAINBOW

by Harold Arlen and E.Y. Harburg, in the style of Iz



PICKING ISLAND STRUM: 1 2 & 3 & 4 &
 pick | d u | *(drop) u | d u
 replace the first downstrum of the island strum with a pick
TIMING: two picking island strums per chord

SECTION 1

C Somewhere	Em over the rainbow,	F way up high	C lulla-by.....by
F There's a	C place that I heard of	G once in	Am blue birds fly
C Somewhere	Em over the rainbow,	F dreams that you dream of,	C dreams really do come true.....ooo
F And the	C dreams that you dream of,	G dreams really do come true.....ooo	Am ooo

SECTION 2

C Some-day I'll wish upon a star,	G Wake up where the clouds are far be-hind	Am me	F find me
C Where trouble melts like lemon drops	G High above the chimney tops that's	Am where you'll find me	F find me


SECTION 1

C Somewhere	Em over the rainbow,	F blue birds fly	C fly
F And the	C dreams that you dare to,	G why, oh why can't I?.....I	Am F end C/

LESSON 6

BROWN EYED GIRL

by Van Morrison



MIXED: ISLAND STRUM + DOWN STRUM

use this song to practice fast chord transitions and changing chord patterns

TIMING: one island strum per chord

Intro: C F C G7

VERSE 1

C	F	C	G7
Hey, where did	we go	days when the rain came	
C	F	C	G7
Down in the	hollow	playing a new game	
C	F	C	G7
Laughing and a	running, hey hey	Skiping and a jumping	
C	F	C	G7
in the misty	morning fog with	our	hearts a thumpin'

CHORUS

F	G7	C	Am
And you,	my brown eyed girl		
F	G7	C	C
You, my	brown eyed girl		

VERSE 2

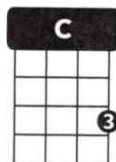
C	F	C	G7
Whatever happened	to Tuesday and so slow		
Going down to the old mine	With a transistor radio		
Standing in the sunlight laughing	Hide behind a rainbow's wall		
Slipping and a sliding	All along the waterfall		

CHORUS

F	G7	C	Am
with you,	my brown eyed girl		
F	G7	C	C
You, my	brown eyed girl		

LESSON 6

BROWN EYED GIRL (CONTINUED)



BRIDGE

Downstrum build on G7 (6 slow + 5 fast+ hit)

G7/ / / / / / {5 fast+ hit}

Do you remember when

we used to sing

C

Sha la la

F

la la la la

C

la la la la te da

G7

Just like that

C

Sha la la

F

la la la la

C

la la la la te da

G7

C C

la te da

VERSE 3

C

So hard to find my way

I saw you just the other day,

Cast my memory back there, Lord

Making love in the green grass

F

So hard to find my way

I saw you just the other day,

Cast my memory back there, Lord

Making love in the green grass

C

Now that I'm all on my own.

My, how you have grown!

Sometime I'm overcome thinking about

Behind the stadium

G7

Now that I'm all on my own.

My, how you have grown!

Sometime I'm overcome thinking about

Behind the stadium

CHORUS

F

with you,

F

You, my

G7

my brown eyed girl

G7

brown eyed girl

C

my brown eyed girl

C

brown eyed girl

Am

C

Downstrum build on G7 (6 slow + 5 fast+ hit)

G7/ / / / / / {5 fast+ hit}

Do you remember when

we used to sing

C

Sha la la

F

la la la la

C

la la la la te da

G7

Just like that

C

Sha la la

F

la la la la

C

la la la la te da

G7

C

Sha la la

F

la la la la

C

la la la la te da

G7

C

Sha la la

F

la la la la

C

la la la la te da

G7

C x 4 to the end


la te da

BRIDGE

BEGINNER JAM

LAVA

by James Ford Murphy



ISLAND STRUM

TIMING: two island strums per chord, except on [] play only one island strum per chord

VERSE 1

C **G7**
A long long time ago there was a volcano
F **[C]** **G7**
Living all alone in the middle of the sea
C **G7**
He sat high above his bay watching all the couples play
F **[C]** **G7**
And wishing that he had someone too
C **G7**
And from his lava came this song of hope that he sang
F **[C]** **G7**
Out loud everyday for years and years

CHORUS


F **C** **G7** **C**
I have a dream, I hope will come true, That you're here with me, and I'm here with you
F **C** **[F]** **[G7]** **C**
I wish that the earth, sea and the sky up above-a Will send me someone to lava

VERSE 2

C **G7**
Years of singing all alone turned his lava into stone
F **[C]** **G7**
Until he was on the brink of extinc-tion
C **G7**
But little did he know that living in the sea below
F **[C]** **G7**
Another volcano was listening to his song
C **G7**
Everyday she heard his tune, her lava grew and grew
F **[C]** **G7**
Be-cause she believed his song was meant for her
C **G7**
Now she was so ready to meet him above the sea
F **[C]** **G7**
As he sang his song of hope for the last time

BEGINNER JAM

LAVA (CONTINUED)



F **C** **G7** **C**
 I have a dream, I hope will come true, That you're here with me, and I'm here with you
F **C** **[F]** **[G7]** **C**
 I wish that the earth, sea and the sky up above-a Will send me someone to lava

C **G7**
 Rising from the sea below stood a lovely volcano
F **[C]** **G7**
 Looking all around but she could not see him
C **G7**
 He tried to sing to let her know that she was not there alone
F **[C]** **G7**
 But with no lava his song was all gone
C **G7**
 He filled the sea with his tears and watched his dreams disappear
F **[C]** **G7**
 As she remembered what his song meant to her

Repeat Chorus


C **G7**
 Oh they were so happy to finally meet above the sea
F **[C]** **G7**
 All together now their lava grew and grew
C **G7**
 No longer are they all alone with aloha as their new home
F **[C]** **G7**
 And when you visit them this is what they sing

F **C** **G7** **C**
 I have a dream, I hope will come true, That you'll grow old with me and I'll grow old with you
F **C** **[F]** **[G7]** **C**
 We thank the earth, sea and the sky we thank too I lava you
[F] **[G7]** **C**
 I lava you
[F] **G7/ (one strum)** **C**
 I lava you

BEGINNER JAM

LEAVING ON A JET PLANE

by John Denver



ISLAND STRUM

TIMING: one island strum per chord

VERSE 1

G	C	G	C
All my bags are packed, I'm	ready to go, I'm	standing here outside your door	
G	C	D	D
I hate to wake you	up to say good-	bye	
G	C	G	C
But the dawn is breaking, it's	early morn, The taxi's waitin',	he's blowing his horn	
G	C	D	D
Already I'm so	lonesome I could die		

CHORUS

G	C	G	C
So kiss me	and smile for me,	Tell me that you'll wait for me	
G	C	D	D
Hold me like you'll	never let me	go	
G	C	G	C
'Cause I'm leaving	on a jet plane,	Don't know when I'll be back again	
G	C	D	D
	Oh, babe, I hate to	go	

VERSE 2

G	C	G	C
There's so many times I've	let you down, So many times I	played around	
G	C	D	D
	I tell you they don't mean a thing		
G	C	G	C
Every place I go	I'll think of you, Every song I sing I'll sing for you		
G	C	D	D
When I come back	I'll bring your wedding ring		

LEAVING ON A JET PLANE (CONTINUED)



CHORUS

G	So kiss me	C	and smile for me,	G	Tell me that you'll wait for me	C
G	Hold me like you'll	C	never let me	D	go	D
G	'Cause I'm leaving	C	on a jet plane,	G	Don't know when I'll be back again	C
G		C	Oh, babe, I hate to	D	go	D

VERSE 3

G	Now the time has	C	come to leave you,	G	One more time let me kiss you	C
G	Then close your eyes,	C	I'll be on my	D	way	D
G	Dream about the	C	days to come,	G	When I won't have to leave alone	C
G	A-bout the times	C	I won't have to	D	say	D

CHORUS

G	Oh kiss me	C	and smile for me,	G	Tell me that you'll wait for me	C
G	Hold me like you'll	C	never let me	D	go	D
G	'Cause I'm leaving	C	on a jet plane,	G	Don't know when I'll be back again	C
G		C	Oh, babe, I hate to	D	go	D

OUTRO

G	'Cause I'm leaving	C	on a jet plane,	G	Don't know when I'll be back again	C
G		C	Oh, babe, I hate to	D	go	D end G/

BEGINNER JAM

FRIDAY I'M IN LOVE

by The Cure



ISLAND STRUM

TIMING: one island strum per chord

VERSE 1

G I don't care if	C Monday's blue	G Tuesday's grey and	D Wednesday too
Em Thursday I don't	C care about you	G It's Friday	D I'm in love
G Monday you can	C fall apart	G Tuesday Wednesday	D break my heart
Em Thursday doesn't	C even start	G It's Friday	D I'm in love

CHORUS

C Saturday	D wait	Em Sunday always	C comes too late	G But Friday never	D hesitate
----------------------	------------------	----------------------------	----------------------------	------------------------------	----------------------

VERSE 2

G I don't care if	C Monday's black	G Tuesday Wednesday	D heart attack
Em Thursday never	C looking back	G It's Friday	D I'm in love
G Monday you can	C hold your head	G Tuesday Wednesday	D stay in bed
Em Thursday watch the walls instead,	C It's Friday	G I'm in	D love

CHORUS

C Saturday	D wait	Em Sunday always	C comes too late	G But Friday never	D hesitate
----------------------	------------------	----------------------------	----------------------------	------------------------------	----------------------

BRIDGE

Em Dressed up to the	C eyes, it's a wonderful sur-	G prise, To see your	D shoes and your spirits rise
Throwin out your	frown, just smilin at the	sound, as sleek as a	sheik spinning round & round
Always take a big	bite, it's such a gorgeous	sight To see you	eat in the middle of the night
You can never get	enough, enough of this	stuff It's Friday	I'm in love

VERSE 1

G I don't care if	C Monday's blue	G Tuesday's grey and	D Wednesday too
Em Thursday I don't	C care about you	G It's Friday	D I'm in love
G Monday you can	C fall apart	G Tuesday Wednesday	D break my heart
Em Thursday doesn't	C even start	G It's Friday	D I'm in love