


# BEGINNER HOLIDAY JAM

with **CYNTHIA LIN**



Song List	<b>ALL I WANT FOR CHRISTMAS IS YOU</b> .....	3
	<b>BLUE CHRISTMAS</b> .....	5
	<b>*FELIZ NAVIDAD</b> .....	6
	<b>JINGLE BELL ROCK</b> .....	7
	<b>*JINGLE BELLS</b> .....	8
	<b>*LAST CHRISTMAS</b> .....	9
	<b>LET IT SNOW!</b> .....	10
	<b>MELE KALIKIMAKA</b> .....	11
	<b>ROCKIN' AROUND THE CHRISTMAS TREE</b> .....	12
	<b>RUDOLPH THE RED-NOSED REINDEER</b> .....	13
	<b>SANTA CLAUS IS COMIN' TO TOWN</b> .....	14
	<b>*SILENT NIGHT</b> .....	15
	<b>*SILVER BELLS</b> .....	16

Notes

\*songs with 4 chords or less

strums are suggested - you can always simplify by playing downstrums

/ = single strum

shuffle island strum has a bluesy, syncopated feel

## **ALOHA, UKE FRIENDS!**

2024 Update

Happy holidays! Thank you for downloading this Beginner Holiday Jam Songbook. You'll find green video link tabs at the top of each song page. Just click the button to go directly to the YouTube practice video. There is also a bonus Hanukkah song at the end of the packet.

You can now find a list of these videos on my website <http://ukulele101.com>. Visit the Holiday Songbook link for holiday videos, and explore the other tabs for more beginner-friendly videos and song sheet links.

You are welcome to share this free Songbook with friends, family, and your local ukulele group. The download link is <http://bit.ly/BeginnerHolidaySongbook>. You can enter 0 to download for free (I'd rather you get the download for free, and then if you'd like, you can buy my albums to support my music!). I hope you'll find the songbook useful for singing, jamming, and making music together during this holiday season.

### **2024 Holiday Livestream Event**

Please join me for our annual online holiday strum-along! Tune up your uke, and play and sing along with hundreds of uke players across the world!

**Saturday December 14th, 2024 @ 12pm Hawaii Time: Holiday Strum-Along, live at [YouTube.com/cynthialinmusic](https://www.youtube.com/cynthialinmusic)** (be sure to subscribe!)

You can find vinyl, signed CDs, and downloads of my entire 9-album catalog here: [music.cynthialin.com](https://music.cynthialin.com)

And you can stream my albums on all platforms, including my holiday albums:

- *Cozy Christmas*: <http://bit.ly/StreamCozyChristmas>
- *A Very Merry Christmas*: <http://bit.ly/StreamCLVeryMerry>

For more ukulele livestreams and lessons, you can join my positive online community via Patreon and support my mission: <http://patreon.com/cynthialin>

Wishing you a wonderful holiday with lots of opportunity to share the joy of ukulele!  
xo cynthia.

# BEGINNER UKULELE BASICS

Video tutorials at [youtube.com/cynthialinmusic](https://youtube.com/cynthialinmusic)

## HOLD AN UKE

- 1 Neck points 10 o'clock on your body.
- 2 Left hand at neck, right arm wrap around, use right forearm to tuck uke against your body.
- 3 Right hand should be able to strum on the fretboard above the sound hole.

## TUNE AN UKE

- String order: G C E A (top to bottom)
- Practice plucking each string clearly, and say each string's name
- Video on how to use an electronic tuner available at [youtube.com/cynthialinmusic](https://youtube.com/cynthialinmusic)

## STRUM CLEARLY

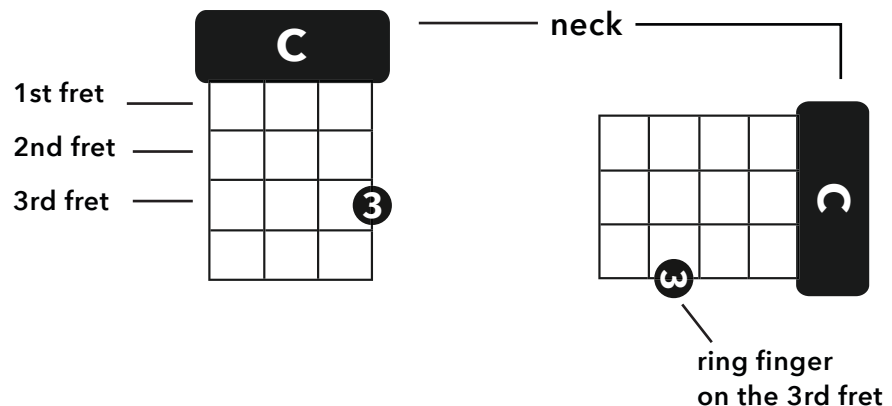
- Start with your thumb (easier grip) but you'll want to move to using your index finger. Get under the string and pluck each individual string clearly and loudly-don't be afraid of plucking hard.
- Then use the same force to pluck down onto the next string. Build control to be able to stop on each string. Articulate each string, G C E A, and build into a slow strum.
- When the slow strum sounds clear, then you can speed up.
- Do this for each new chord that you try.

## PLACE YOUR FINGER FOR CHORDS

- I recommend the "handshake" method. Hold your left hand out like you're going to shake someone's hand, straight and vertical. Allow the neck of the ukulele to make contact with your hand at the inside knuckle joint - this will serve as your anchor point, try to maintain this connection to the uke at all times.
- Curl your fingers around into chord position. The very tips of your fingers should press straight into the strings, and your knuckles should be perpendicular to the fretboard, like a nail into a wall. Your thumb should be placed on the back of the neck so that it's as if you are pinching your thumb against your fingertips.
- Your palm should be curled, like you have a ping-pong ball tucked in your hand-be careful that your palm does not press against the neck. Your wrist should be straight, and your arm should support your wrist and hand.
- It will take some time for your hand and fingers to build stretch and strength. Practice chord fingering for 5 minutes a day, and you will see fast improvement!

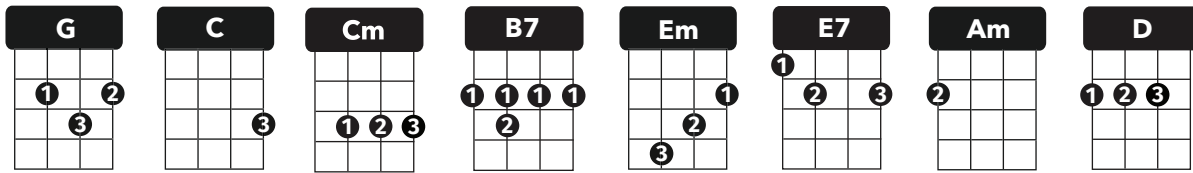
## READ CHORD DIAGRAMS

- 1 index finger
- 2 middle finger
- 3 ring finger



# ALL I WANT FOR CHRISTMAS IS YOU

by Mariah Carey and Walter Afanasieff



**SHUFFLE ISLAND STRUM:** d- du -udu  
**TIMING:** 1 strum per chord



INTRO

**G**

VERSE

**G**

**G**

I don't want a lot for Christmas

**G**

**G**

there is just one thing I need

**C**

**C**

I don't care a-bout the presents

**Cm**

**Cm**

underneath the Christmas tree

**G**

**G**

I don't need to hang my stocking

**G**

**G**

there upon the fireplace

**C**

**C**

Santa Claus won't make me happy

**Cm**

**Cm**

with a toy on Christmas day

CHORUS

**G**

**[G// - B7//]**

I just want you for my own

**Em**

**[Em// - Cm//]**

more than you could ever know

**G**

**E7**

Make my wish come true, baby

**Am**

**D**

All I want for Christmas is

**G**

**Em**

**C**

you,

**D**

baby

VERSE

**G**

**G**

I won't ask for much this Christmas

**G**

**G**

I won't even wish for snow

**C**

**C**

I'm just gonna keep on waiting

**Cm**

**Cm**

here under the mistletoe

**G**

**G**

I won't make a list and send it

**G**

**G**

to the North Pole for Saint Nick

**C**

**C**

I won't even stay awake to

**Cm**

**Cm**

hear those magic reindeer click

CHORUS

**G**

**[G// - B7//]**

I just want you here to-night

**Em**

**[Em// - Cm//]**

holding on to me so tight

**G**

**E7**

What more can I do, baby

**Am**

**D**

All I want for Christmas is

**G**

**Em**

**C**

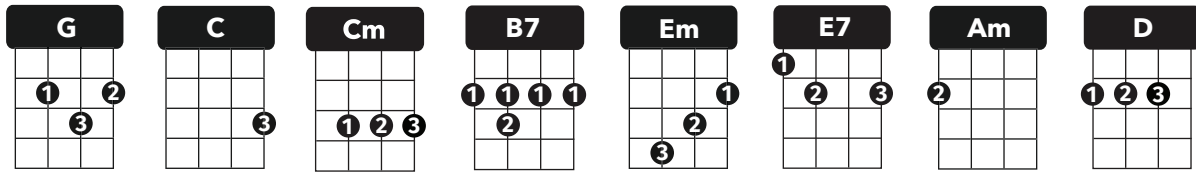
you,

**D**

you...

# ALL I WANT FOR CHRISTMAS IS YOU

(continued)



## BRIDGE

<b>B7</b>	<b>B7</b>	<b>Em</b>	<b>Em</b>
All the lights are shining so brightly every-where			
<b>B7</b>	<b>B7</b>	<b>Em</b>	<b>Em</b>
And the sound of children's		laughter fills the air	
<b>Cm</b>	<b>Cm</b>	<b>G</b>	<b>E7</b>
and every-one is singing		I hear those sleigh bells swinging	
<b>Am/</b>		<b>Am/</b>	
Santa won't you bring me		the one I really need, won't you	
<b>D/</b>	<b>D/</b>	(hits) <b>D////</b>	<b>D////</b>
please bring my baby to		meeee yeah yeah yeah	

## VERSE

<b>G</b>	<b>G</b>	<b>G</b>	<b>G</b>
I don't want a lot for Christmas		this is all I'm asking for	
<b>C</b>	<b>C</b>	<b>Cm</b>	<b>Cm</b>
I just want to see my baby		standing right out-side my door	

## CHORUS

<b>G</b>	<b>[G// - B7//]</b>	<b>Em</b>	<b>[Em// - Cm//]</b>
I just want him for my own		more than you could ever know	
<b>G</b>	<b>E7</b>	<b>Am</b>	(hits) <b>D////</b> <b>D////</b>
Make my wish come true, baby		All I want for Christmas is	
<b>G</b>	<b>Em</b>	<b>C</b>	<b>D</b>
you....			

## OUTRO x3

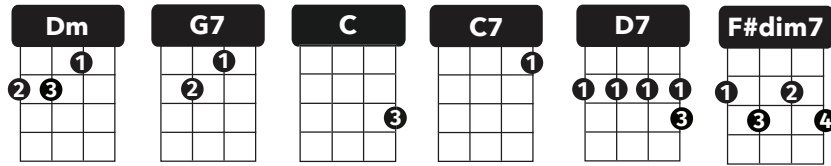
<b>G</b>	<b>Em</b>	<b>C</b>	<b>D</b>
All I want for Christmas is you, baby			

## END

**G/**  
ooh

# BLUE CHRISTMAS

by Bill Hayes and Jay Johnson



**SWING STRUM:** d- du d- du

**TIMING:** 1 strum per chord



INTRO

**Dm G7 C G7/**

VERSE

	<b>C</b>	<b>C</b>	<b>G7</b>	<b>G7</b>
I'll have a blue	Christmas	with-out	you	
	<b>Dm</b>	<b>G7</b>	<b>C</b>	<b>C</b>
I'll be so blue just	thinking	a-bout	you	
	<b>C7</b>	<b>C7</b>	<b>Dm</b>	<b>Dm</b>
Deco-rations of red on a	green	Christmas	tree	
	<b>D7</b>	<b>D7</b>	<b>G7//</b>	<b>Dm// G7/</b>
Won't be the same, dear if	you're not	here with	me	

VERSE

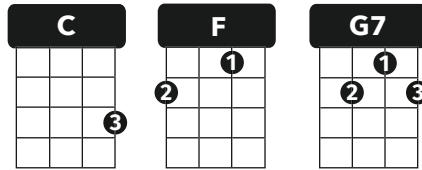
	<b>C</b>	<b>C</b>	<b>G7</b>	<b>G7</b>
And when those blue	snowflakes	start	fallin'	
	<b>Dm</b>	<b>G7</b>	<b>C</b>	<b>C</b>
That's when those blue	memories	start	callin'	
	<b>C7</b>	<b>C7</b>	<b>Dm</b>	<b>F#dim7</b>
You'll be doin' al-right with your	Christmas of	white		
	<b>G7</b>	<b>G7</b>	<b>C</b>	<b>C</b>
But I'll have a blue, blue	Christmas			

ENDING

	<b>G7</b>	<b>G7//</b>	<b>G7/ - G7/ - G7/</b>	<b>C</b>	<b>C/ G7/ C/</b>
But I'll have a blue,	blue, blue,	blue	Christmas		

# FELIZ NAVIDAD

by José Feliciano



**ISLAND STRUM:** d- du -udu

**TIMING:** 1 strum per chord

INTRO

**C C/**

VERSE

<b>F</b>	<b>G7</b>	<b>C</b>	<b>C</b>
Feliz Navi-dad	Feliz Navi-dad		
<b>F</b>	<b>G7</b>	<b>C</b>	<b>C/</b>
Feliz Navi-dad Prospero Año y	Felici-dad		
<b>F</b>	<b>G7</b>	<b>C</b>	<b>C</b>
Feliz Navi-dad	Feliz Navi-dad		
<b>F</b>	<b>G7</b>	<b>C</b>	<b>C/</b>
Feliz Navi-dad Prospero Año y	Felici-dad		

VERSE

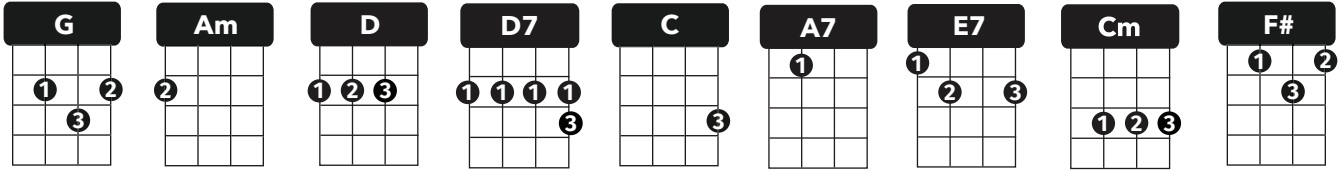
<b>F</b>	<b>G7</b>	<b>C</b>	<b>C</b>
I wanna wish you a Merry Christmas,	I wanna wish you a Merry Christmas		
<b>F</b>	<b>G7</b>	<b>C</b>	<b>C/</b>
I wanna wish you a Merry Christmas from the bottom of my heart			
<b>F</b>	<b>G7</b>	<b>C</b>	<b>C</b>
I wanna wish you a Merry Christmas,	I wanna wish you a Merry Christmas		
<b>F</b>	<b>G7</b>	<b>C</b>	<b>C/</b>
I wanna wish you a Merry Christmas from the bottom of my heart			

ENDING

<b>F</b>	<b>G7</b>	<b>C</b>	<b>C/</b>	<i>/// (cha-cha-cha)</i>
I wanna wish you a Merry Christmas from the bottom of my heart				

# JINGLE BELL ROCK

by Joseph Beal and Jim Boothe



**SWING STRUM:** d- du d- du

**TIMING:** 1 strum per chord; on split measure, play [d du - d du]

**SHUFFLE ISLAND STRUM:** d- du -udu

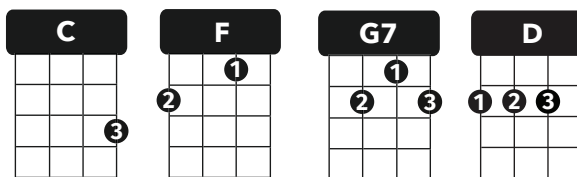
**TIMING:** 1 strum per chord

INTRO	<b>G</b>			
VERSE	<b>G</b> Jingle-bell [ <b>Am - D</b> ] Snowin' and blowin' up	<b>G</b> Jingle-bell [ <b>Am - D</b> ] bushels of fun	<b>G</b> Jingle Bell Rock [ <b>Am - D</b> ] bushels of fun	<b>G</b> Jingle bell swing and <b>Am /</b> Now the jingle hop has begun
VERSE	<b>G</b> Jingle-bell [ <b>Am - D</b> ] Dancin' and prancin in	<b>G</b> Jingle-bell [ <b>Am - D</b> ] Jingle Bell Square,	<b>G</b> Jingle Bell Rock [ <b>Am - D</b> ] In the frosty	[ <b>Am - D</b> ] Jingle bell time <b>G (island strum)</b> air
BRIDGE	(island strum)	<b>C</b> What a bright time, it's the right time	<b>C</b> What a bright time, it's the right time	<b>G</b> to rock the night away
		<b>A7</b> Jingle-bell time	<b>A7</b> is a swell time	<b>D7/</b> To go glidin' in a one-horse sleigh
VERSE	<b>G</b> Giddy-up jingle horse <b>C</b> Mix and mingle in a	<b>G</b> pick up your feet <b>Cm</b> jinglin' beat	<b>G</b> Jingle a-round the clock [ <b>A7 - D</b> ] That's the Jingle Bell	<b>E7</b> clock <b>G (island strum)</b> Rock
ENDING	[ <b>A7 - D</b> ] That's the Jingle Bell, [ <b>A7 - D</b> ] that's the Jingle Bell	[ <b>A7 - D</b> ] that's the Jingle Bell, <b>G (island strum)</b> Rock!	<b>G/ F#/ G/</b>	



# JINGLE BELLS

by J.S. Pierpont



CLICK TO  
PLAY ALONG  
ON YOUTUBE

**BACKBEAT STRUM:** d D d D

**TIMING:** 1 strum per chord

INTRO

**C**

VERSE

**C**

**C**

**C**

**F**

Dashing through the snow in a one-horse open sleigh

**F**

**G7**

**G7**

**C**

O'er the fields we go

laughing all the way

**C**

**C**

**C**

**F**

Bells on bob-tail ring

making spirits bright

**F**

**G7**

**G7**

**C/**

**G7/**

What fun it is to ride and sing a

sleighting song to-night - oh!

CHORUS

**C**

**C**

**C**

**C**

Jingle bells, jingle bells, jingle all the way

**F**

**C**

**D**

**G7/**

**G7/**

Oh, what fun it is to ride in a one horse open sleigh - ay!

**C**

**C**

**C**

**C**

Jingle bells, jingle bells, jingle all the way

**F**

**C**

**G7**

**C**

**C**

Oh, what fun it is to ride in a one horse open sleigh

VERSE

**C**

**C**

**C**

**F**

Now the ground is white

Go it while you're young

**F**

**G7**

**G7**

**C**

Take the girls tonight

And sing this sleighting song

**C**

**C**

**C**

**F**

Just get a bob-tailed bay

Two forty as his speed

**F**

**G7**

**G7**

**C/**

**G7/**

Hitch him to an open sleigh

and crack, you'll take the lead - oh!

REPEAT CHORUS

ENDING

**F**

**C**

**G7**

**G7**

**C**

**F**

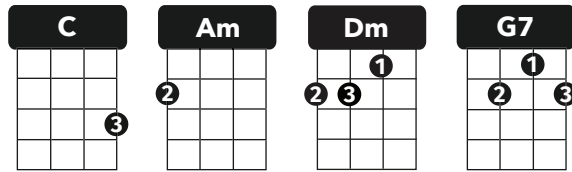
**C**

**C/**

Oh, what fun it is to ride in a one horse open sleigh

# LAST CHRISTMAS

by Wham!



**ISLAND STRUM:** d- du -udu  
**TIMING:** 2 strums per chord

\*practice singing the underlined syllables on the downbeat to build your singing-while-playing skills

INTRO

**C Am Dm G7**

CHORUS x2

<b>C</b> Last Christmas I <u>gave</u> you my heart	<b>Am</b> But the <u>very</u> next day you <u>gave</u> it away
<b>Dm</b> This year to <u>save</u> me from tears	<b>G7</b> I'll <u>give</u> it to someone special

VERSE

<b>C</b> Once bitten twice shy	<b>Am</b> I keep my distance, but you still catch my eye
<b>Dm</b> Tell me baby, do you recognize me?	<b>G7</b> Well, it's been a year, it doesn't surprise me
<b>C</b> (Happy Christmas) I wrapped it up and sent it	<b>Am</b> With a note saying "I love you", I meant it
<b>Dm</b> Now I know what a fool I've been, but if you kissed me now,	<b>G7</b> I know you'd fool me again

REPEAT CHORUS x2

VERSE

<b>C</b> Crowded room, friends with tired eyes,	<b>Am</b> I'm hiding from you, and your soul of ice
<b>Dm</b> My god, I thought you were someone to rely on,	<b>G7</b> Me? I guess I was a shoulder to cry on
<b>C</b> A face on a lover with a fire in his heart	<b>Am</b> A man under cover but you tore me
<b>Dm</b> a-part, Oh oh	<b>G7</b> Now I've found a real love you'll never fool me again

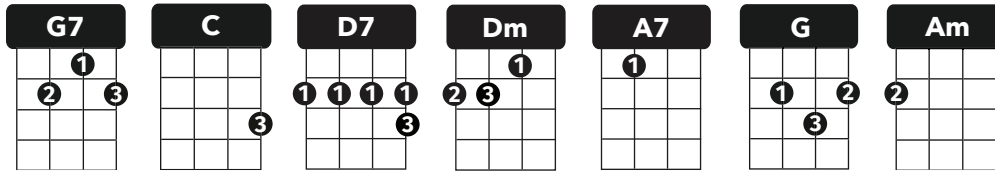
REPEAT CHORUS x2

FINAL CHORUS

<b>C</b> A face on a lover with a fire in his heart	<b>Am</b> A man under cover but you tore me
<b>Dm</b> a-part, Oh	<b>G7</b> I'll give it to someone, give it to someone special
	<b>C/</b>

# LET IT SNOW!

by Sammy Cahn and Jule Styne



**SHUFFLE ISLAND STRUM:** d- du -udu

**TIMING:** 1 strum per chord;

on split measure, play 2 swing strums: [ d du - d du ]

INTRO

**G7**      **C/ //** (two hits)

VERSE

<p>[ <b>C</b> - <b>G7</b> ] <b>C</b> Oh, the weather out-side is frightful</p> <p>[ <b>Dm</b> - <b>A7</b> ] <b>Dm</b> And since we've no place to go,</p>	<p>[ <b>C</b> - <b>D7</b> ] <b>G7</b> But the fire is so de-lightful</p> <p><b>G7</b>                      <b>C</b> Let it snow, let it snow, let it snow</p>
---	---

<p>[ <b>C</b> - <b>G7</b> ] <b>C</b> It doesn't show signs of stopping,</p> <p>[ <b>Dm</b> - <b>A7</b> ] <b>Dm</b> The lights are turned way down low,</p>	<p>[ <b>C</b> - <b>D7</b> ] <b>G7</b> And I brought some corn for popping</p> <p><b>G7</b>                      <b>C</b> Let it snow, let it snow, let it snow</p>
--	--

BRIDGE

<p><b>G</b>                      <b>G</b> When we finally kiss good night,</p> <p><b>G</b>                      <b>G</b> But if you really hold me tight,</p>	<p>[ <b>Am</b> - <b>D7</b> ] <b>G</b> How I'll hate going out in the storm</p> <p>[ <b>A7</b> - <b>D7</b> ] <b>G7</b> All the way home I'll be warm</p>
---	---

VERSE

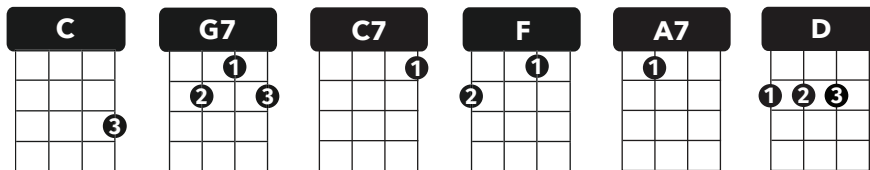
<p>[ <b>C</b> - <b>G7</b> ] <b>C</b> The fire is slowly dying,</p> <p>[ <b>Dm</b> - <b>A7</b> ] <b>Dm</b> But as long as you love me so,</p>	<p>[ <b>C</b> - <b>D7</b> ] <b>G7</b> And my dear, we're still good-bye-ing</p> <p><b>G7</b>                      <b>C</b> Let it snow, let it snow, let it snow</p>
--	--

END

**G7**                      **G7**                      **C**                      **C/ G7/ C/**  
Let it snow,    let it snow,    let it snow

# MELE KALIKIMAKA

by Robert Alex Anderson



**BACKBEAT STRUM:** d D d D

**TIMING:** 2 strums per chord;

on split measure, play 1 per chord: [ d D d D - d D d D ]

or

**SHUFFLE ISLAND STRUM:** d- du -udu

**TIMING:** 2 strums per chord; on split measure, play 1 per chord

INTRO

C

VERSE

C

C

C

G7

Mele Kalikimaka is the thing to say on a bright Hawaiian Christmas day

G7

G7

G7

C

That's the island greeting that we send to you from the land where palm trees sway

C7

F

Here we know that Christmas will be green and bright

A7

[ D - G7 ]

the sun will shine by day and all the stars at night

C

A7

[ D - G7 ]

C

C

Mele Kalikimaka is Ha-waii's way to say Merry Christmas to you

ENDING

C

A7

Mele Kalikimaka is Ha-waii's way

[ D - G7 ]

[ D - G7 ]

to say Merry Christmas

a very merry Christmas

[ D

-

G7 ]

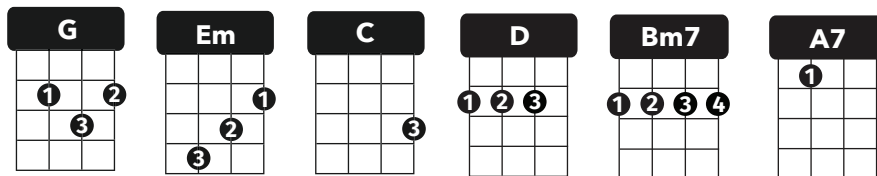
C/

G7/ C/

a very very merry merry Christmas to you

# ROCKIN' AROUND THE CHRISTMAS TREE

by Johnny Marks



**SHUFFLE ISLAND STRUM:** d- du -udu

**TIMING:** 1 strum per chord



INTRO

**G Em C D**

VERSE

**G G D D**  
 Rockin' around the Christmas tree at the Christmas party hop  
**D D D G**  
 Mistletoe hung where you can see every couple tries to stop  
**G G D D**  
 Rockin' around the Christmas tree, let the Christmas spirit ring  
**D D D G**  
 Later we'll have some pumpkin pie and we'll do some caro-ling

BRIDGE

**C C Bm7 Bm7**  
 You will get a sentimental feeling when you hear  
**Em Em A7/ D**  
 Voices singing let's be jolly, deck the halls with boughs of holly

VERSE

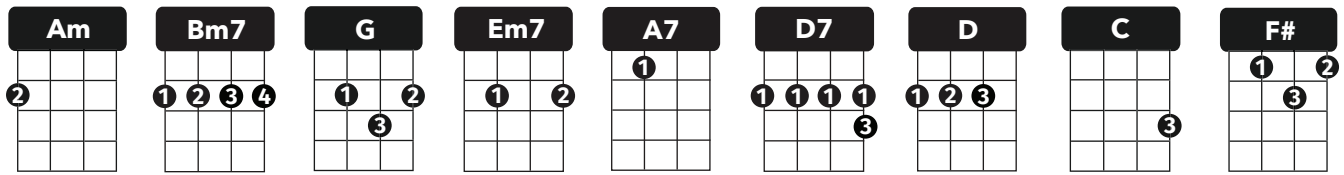
**G G D D**  
 Rockin' around the Christmas tree, have a happy holiday  
**D D D G**  
 Everyone dancing merrily in the new old-fashioned way

ENDING

**D D D D**  
 Everyone dancing merrily in the new old - fa - shioned  
**G Em C G/**  
 way

# RUDOLPH THE RED-NOSED REINDEER

by Johnny Marks



**SHUFFLE ISLAND STRUM:** d- du -udu

**TIMING:** 1 strum per chord

\*practice singing the underlined syllables on the downbeat to build your singing-while-playing skills



OPTIONAL INTRO  
(single strums)

**Am / Bm7 / Am / G /**  
You know Dasher and Dancer and Prancer and Vixen

**Am / Bm7 / Am / G /**  
Comet and Cupid and Donner and Blitzen

**Em7 / A7 / Em7 / A7 /**  
But do you re-call the most famous reindeer of

**(island strum) D7 D7**  
all?

VERSE

**G G G D**  
Rudolph the red-nosed reindeer had a very shiny nose

**D D D G**  
And if you ever saw it you would even say it glows

**G G G D**  
All of the other reindeer used to laugh and call him names

**D D D G**  
They never let poor Rudolph join in any reindeer games

BRIDGE

**C G D G**  
Then one foggy Christmas Eve, Santa came to say

**D D A7 D**  
"Rudolph, with your nose so bright, won't you guide my sleigh tonight?"

VERSE

**G G G D**  
Then how the reindeer loved him as they shouted out with glee

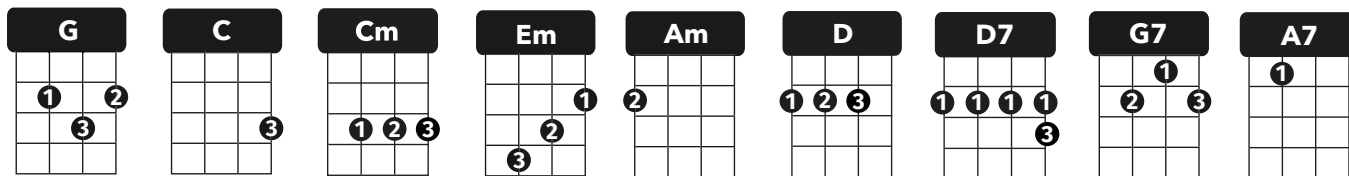
**D D D G**  
"Rudolph, the red-nosed reindeer, you'll go down in histo-ry!"

ENDING

**D D G G/ F#/ G/**  
You'll go down in his- to- ry

# SANTA CLAUS IS COMIN' TO TOWN

by Haven Gillespie and J. F. Coots



**BACKBEAT STRUM:** d D d D

**TIMING:** 1 strum per chord; on split measure, play [d D - d D]



INTRO

**G**

VERSE

**G**                      **C**                      **G**                      [**C** - **Cm** / ]  
 You better watch out, you better not cry, you better not pout, I'm telling you why  
 [**G** - **Em**] [**Am** - **D**]                      **G**                      **D7**  
 Santa Claus is coming to town

VERSE

**G**                      **C**                      **G**                      [**C** - **Cm** / ]  
 He's making a list, checking it twice Gonna find out who's naughty and nice  
 [**G** - **Em**] [**Am** - **D**]                      **G**                      **G**  
 Santa Claus is coming to town

BRIDGE

**G7**                      **C**                      **G7**                      **C**  
 He sees you when you're sleeping he knows when you're a-wake  
**A7**                      **D**                      **A7**                      **D** / **D7** /  
 He knows if you've been bad or good, so be good for goodness sake, Oh!

VERSE

**G**                      **C**                      **G**                      [**C** - **Cm** / ]  
 You better watch out, you better not cry, you better not pout, I'm telling you why  
 [**G** - **Em**] [**Am** - **D**]                      **G**                      **G**  
 Santa Claus is coming to town

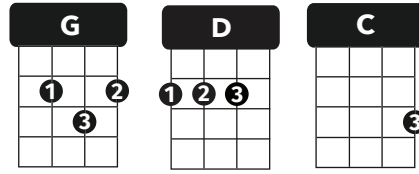
ENDING

[**G** - **Em**] [**Am** - **D**]                      [**G** - **C**] **G** /  
 Santa Claus is coming to town

# SILENT NIGHT

by Franz Xaver Gruber

Hawaiian lyrics by Stephen & Mary Desha



**WALTZ STRUM:** pick d d

**TIMING:** 1 per chord

or

**FINGERPICKING:** 1 - 2 - 3 - 4 - 3 - 2

**TIMING:** 1 per chord

INTRO

**G**

VERSE

**G**

Silent night  
*Pō la'i ē*

**D**

all is calm  
*Malu -hia*

**C**

'Round yon virgin  
*Ka makua -hine*

**C**

holy infant so  
*Me ke keiki*

**D**

Sleep in heavenly peace  
*Moe me ka maluhia lani*

**G**

sleep in heavenly peace  
*Moe me ka maluhia lani*

**G**

Silent night  
*Pō la'i ē*

**D**

all is calm  
*Malu -hia*

**C**

'Round yon virgin  
*Ka makua -hine*

**C**

holy infant so  
*Me ke keiki*

**D**

Sleep in heavenly peace  
*Moe me ka maluhia lani*

**G**

sleep in heavenly peace  
*Moe me ka maluhia lani*

**G**

holy night  
*pō kama-ha'o*

**G**

all is bright  
*mālama-lama*

**G**

mother and child  
*aloha ē*

**G**

tender and mild  
*hemolele ē*

**G**

Sleep in heavenly peace  
*Moe me ka maluhia lani*

**G**

sleep in heavenly peace  
*Moe me ka maluhia lani*

**G**

holy night  
*pō kama-ha'o*

**G**

all is bright  
*mālama-lama*

**G**

mother and child  
*aloha ē*

**G**

tender and mild  
*hemolele ē*

**G**

Sleep in heavenly peace  
*Moe me ka maluhia lani*

**G**

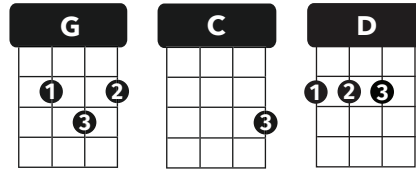
sleep in heavenly peace  
*Moe me ka maluhia lani*

**G / (flourish)**



# SILVER BELLS

by Jay Livingston and Ray Evans



**WALTZ STRUM:** D du du, or pick d d  
**TIMING:** 1 per chord

INTRO	<b>G</b>																																
VERSE	<table border="0" style="width: 100%;"> <tr> <td style="text-align: center;"><b>G</b></td> <td style="text-align: center;"><b>G</b></td> <td style="text-align: center;"><b>C</b></td> <td style="text-align: center;"><b>C</b></td> </tr> <tr> <td>City sidewalks, busy sidewalks</td> <td></td> <td>Dressed in holiday</td> <td>style</td> </tr> <tr> <td style="text-align: center;"><b>D</b></td> <td style="text-align: center;"><b>D</b></td> <td style="text-align: center;"><b>G</b></td> <td style="text-align: center;"><b>G</b></td> </tr> <tr> <td>In the air there's a feeling</td> <td></td> <td>of Christmas</td> <td></td> </tr> <tr> <td style="text-align: center;"><b>G</b></td> <td style="text-align: center;"><b>G</b></td> <td style="text-align: center;"><b>C</b></td> <td style="text-align: center;"><b>C</b></td> </tr> <tr> <td>Children laughing, people passing</td> <td></td> <td>Meeting smile after smile</td> <td></td> </tr> <tr> <td style="text-align: center;"><b>D</b></td> <td style="text-align: center;"><b>D</b></td> <td style="text-align: center;"><b>G</b></td> <td style="text-align: center;"><b>G</b></td> </tr> <tr> <td>And on every street corner</td> <td></td> <td>you hear</td> <td></td> </tr> </table>	<b>G</b>	<b>G</b>	<b>C</b>	<b>C</b>	City sidewalks, busy sidewalks		Dressed in holiday	style	<b>D</b>	<b>D</b>	<b>G</b>	<b>G</b>	In the air there's a feeling		of Christmas		<b>G</b>	<b>G</b>	<b>C</b>	<b>C</b>	Children laughing, people passing		Meeting smile after smile		<b>D</b>	<b>D</b>	<b>G</b>	<b>G</b>	And on every street corner		you hear	
<b>G</b>	<b>G</b>	<b>C</b>	<b>C</b>																														
City sidewalks, busy sidewalks		Dressed in holiday	style																														
<b>D</b>	<b>D</b>	<b>G</b>	<b>G</b>																														
In the air there's a feeling		of Christmas																															
<b>G</b>	<b>G</b>	<b>C</b>	<b>C</b>																														
Children laughing, people passing		Meeting smile after smile																															
<b>D</b>	<b>D</b>	<b>G</b>	<b>G</b>																														
And on every street corner		you hear																															
CHORUS	<table border="0" style="width: 100%;"> <tr> <td style="text-align: center;"><b>G</b></td> <td style="text-align: center;"><b>G</b></td> <td style="text-align: center;"><b>C</b></td> <td style="text-align: center;"><b>C</b></td> </tr> <tr> <td>Silver bells</td> <td>(silver bells)</td> <td>silver bells</td> <td>(silver bells)</td> </tr> <tr> <td style="text-align: center;"><b>D</b></td> <td style="text-align: center;"><b>D</b></td> <td style="text-align: center;"><b>G</b></td> <td style="text-align: center;"><b>G</b></td> </tr> <tr> <td>It's Christmas-time</td> <td></td> <td>in the city</td> <td></td> </tr> <tr> <td style="text-align: center;"><b>G</b></td> <td style="text-align: center;"><b>G</b></td> <td style="text-align: center;"><b>C</b></td> <td style="text-align: center;"><b>C</b></td> </tr> <tr> <td>Ring-a-ling</td> <td>(ring-a-ling)</td> <td>hear them ring</td> <td>(hear them ring)</td> </tr> <tr> <td style="text-align: center;"><b>D</b></td> <td style="text-align: center;"><b>D</b></td> <td style="text-align: center;"><b>G</b></td> <td style="text-align: center;"><b>G /</b></td> </tr> <tr> <td>Soon it will be Christmas</td> <td></td> <td>day</td> <td></td> </tr> </table>	<b>G</b>	<b>G</b>	<b>C</b>	<b>C</b>	Silver bells	(silver bells)	silver bells	(silver bells)	<b>D</b>	<b>D</b>	<b>G</b>	<b>G</b>	It's Christmas-time		in the city		<b>G</b>	<b>G</b>	<b>C</b>	<b>C</b>	Ring-a-ling	(ring-a-ling)	hear them ring	(hear them ring)	<b>D</b>	<b>D</b>	<b>G</b>	<b>G /</b>	Soon it will be Christmas		day	
<b>G</b>	<b>G</b>	<b>C</b>	<b>C</b>																														
Silver bells	(silver bells)	silver bells	(silver bells)																														
<b>D</b>	<b>D</b>	<b>G</b>	<b>G</b>																														
It's Christmas-time		in the city																															
<b>G</b>	<b>G</b>	<b>C</b>	<b>C</b>																														
Ring-a-ling	(ring-a-ling)	hear them ring	(hear them ring)																														
<b>D</b>	<b>D</b>	<b>G</b>	<b>G /</b>																														
Soon it will be Christmas		day																															
VERSE	<table border="0" style="width: 100%;"> <tr> <td style="text-align: center;"><b>G</b></td> <td style="text-align: center;"><b>G</b></td> <td style="text-align: center;"><b>C</b></td> <td style="text-align: center;"><b>C</b></td> </tr> <tr> <td>Strings of street lights, even stop lights</td> <td></td> <td>Blink a bright red and green</td> <td></td> </tr> <tr> <td style="text-align: center;"><b>D</b></td> <td style="text-align: center;"><b>D</b></td> <td style="text-align: center;"><b>G</b></td> <td style="text-align: center;"><b>G</b></td> </tr> <tr> <td>As the shoppers run home</td> <td></td> <td>with their treasures</td> <td></td> </tr> <tr> <td style="text-align: center;"><b>G</b></td> <td style="text-align: center;"><b>G</b></td> <td style="text-align: center;"><b>C</b></td> <td style="text-align: center;"><b>C</b></td> </tr> <tr> <td>Hear the snow crunch, see the kids bunch</td> <td>This is Santa's big scene</td> <td></td> <td></td> </tr> <tr> <td style="text-align: center;"><b>D</b></td> <td style="text-align: center;"><b>D</b></td> <td style="text-align: center;"><b>G</b></td> <td style="text-align: center;"><b>G</b></td> </tr> <tr> <td>And above all the bustle</td> <td></td> <td>you hear</td> <td></td> </tr> </table>	<b>G</b>	<b>G</b>	<b>C</b>	<b>C</b>	Strings of street lights, even stop lights		Blink a bright red and green		<b>D</b>	<b>D</b>	<b>G</b>	<b>G</b>	As the shoppers run home		with their treasures		<b>G</b>	<b>G</b>	<b>C</b>	<b>C</b>	Hear the snow crunch, see the kids bunch	This is Santa's big scene			<b>D</b>	<b>D</b>	<b>G</b>	<b>G</b>	And above all the bustle		you hear	
<b>G</b>	<b>G</b>	<b>C</b>	<b>C</b>																														
Strings of street lights, even stop lights		Blink a bright red and green																															
<b>D</b>	<b>D</b>	<b>G</b>	<b>G</b>																														
As the shoppers run home		with their treasures																															
<b>G</b>	<b>G</b>	<b>C</b>	<b>C</b>																														
Hear the snow crunch, see the kids bunch	This is Santa's big scene																																
<b>D</b>	<b>D</b>	<b>G</b>	<b>G</b>																														
And above all the bustle		you hear																															
REPEAT CHORUS																																	
ENDING	<table border="0" style="width: 100%;"> <tr> <td style="text-align: center;"><b>D</b></td> <td style="text-align: center;"><b>D /</b></td> <td style="text-align: center;"><b>G</b></td> <td style="text-align: center;"><b>G /</b></td> </tr> <tr> <td>Soon it will be Christmas</td> <td></td> <td>day</td> <td></td> </tr> </table>	<b>D</b>	<b>D /</b>	<b>G</b>	<b>G /</b>	Soon it will be Christmas		day																									
<b>D</b>	<b>D /</b>	<b>G</b>	<b>G /</b>																														
Soon it will be Christmas		day																															

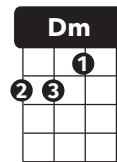
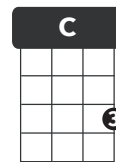
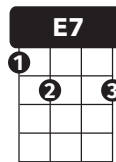
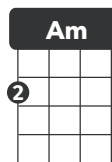
# HANUKKAH, OH HANUKKAH

Traditional

Watch the [YouTube tutorial](#)

Ukulele arrangement by Cynthia Lin, <http://cynthialin.com/ukulele>

counts: 1 & 2 &  
 beginner: [ d D d D ] per chord  
 on low G, try a bouncing bass line variation  
 pick & strum: [ pickG- strum- pickC- strum ] per chord  
 you can use your thumb to pick, index to strum



## INTRO

**Am**

## VERSE

<b>Am</b>	<b>Am</b>	<b>Am</b>	<b>E7/ Am/</b>
Oh Hanukkah, Oh Hanukkah	Come light the me	-no	-rah
<b>Am</b>	<b>Am</b>	<b>Am</b>	<b>E7/ Am/</b>
Let's have a party	We'll all dance the ho	-ra	
<b>C</b>	<b>C</b>	<b>E7</b>	<b>Am</b>
Gather 'round the table, we'll	give you a	treat	
<b>C</b>	<b>C</b>	<b>E7</b>	<b>Am</b>
Dreidels to	play with and latkes to	eat	

## BRIDGE

<b>Am</b>	<b>Dm/</b>	<b>Am</b>	<b>Dm/</b>	<b>Am</b>	<b>Dm/</b>	<b>E7</b>	<b>E7</b>
And while we	are	playing		The	candles are	burning	low
<b>Am</b>	<b>Dm</b>	<b>Am</b>	<b>Dm</b>	<b>Am</b>	<b>Dm</b>	<b>E7</b>	<b>E7</b>
One for each night, they	shed a sweet light	To re-mind us of	days long ago				
<b>Am</b>	<b>Dm</b>	<b>Am</b>	<b>Dm</b>	<b>Am</b>	<b>E7</b>	<b>Am</b>	<b>Am</b>
One for each night, they	shed a sweet light	To re-mind us of	days long ago				

## REPEAT VERSE + BRIDGE + GO TO ENDING

<b>Am/</b>	<b>Dm/</b>	<b>Am/</b>	<b>Dm/</b>	<b>Am/</b>	<b>E7/</b>	<b>Am/</b>	<b>Dm/</b>	<b>Am/</b>
One for each night, they	shed a sweet light	To re-mind us of	days long ago					